

Operational Plan and Budget

2024-25



Operational Plan and Budget

2024-25

Acknowledgement of Country

Parkes Shire is the land of the Bogan River people, part of the Wiradjuri nation – the largest Aboriginal territory at the time of European settlement, encompassing the Central West slopes and plains.

Wiradjuri Country extends from Coonabarabran in the north, straddling the Great Dividing Range down to the Murray River and out to western NSW, encompassing around one fifth of NSW. The people of Wiradjuri Country are known as ‘people of three rivers’, due to the three rivers that border their lands: the Wambool (Macquarie River), Kalari (Lachlan River) and Murrumbidjeri (Murrumbidgee River).

In the spirit of reconciliation, Parkes Shire Council acknowledges the Wiradjuri people as the traditional custodians of the land and pays respect to Elders past, present and future and we extend our respect to all Indigenous Australians in Parkes Shire.

We recognise and respect their cultural heritage, beliefs and continuing connection with the land and rivers. We also recognise the resilience, strength and pride of the Wiradjuri community.



Contents

01

Introduction	4
Message from the General Manager	5
Our integrated planning and reporting framework	6
Guiding principles	7
Quadruple Bottom Line	7
Community engagement	8
About the Parkes Shire	10
Our community vision	11
Our community	12
Community profile	13
Our Council	14
Our Councillors	15
Organisation structure	16
Executive Leadership Team	17

02

Developing the 2024-25 Operational Plan	18
About this Plan	19
How we plan and report	20
Operational Plan and Budget	22
Sustainable Development Goals	23

03

2024-25 Operational Plan	24
Funding summary	25
How will we measure our success?	26
How to read this plan	28

04

Commercial enterprise	30
CE1 Central West Childcare Services	31
CE2 Caravan Parks	32
CE3 Rental and Leasing	33
CE4 Land Development and Sales	34

05

Council and Corporate	36
CC1 Information Communication and Technology	37
CC2 Governance and Strategy	38
CC3 Civic	40
CC4 People, Safety and Culture	41
CC5 Finance	43
CC6 Fleet	44
CC7 Council Land and Buildings	45
CC8 Council Environmental Management	46
CC9 Customer Service	47
CC10 Community Services and Wellbeing	49
CC11 Communication and Engagement	51

06

Economy and activation	54
EE1 Economic Development	55
EE2 Grants	57
EE3 Events and Festivals	58
EE4 Tourism and Destination Marketing	60

07

Emergency services	64
EM1 Emergency Services Support	65

08

Library, culture and social justice	68
L1 Library Services	69
L2 Arts and Culture	70
L3 Social Justice	71

09

Open space and recreation	74
OS1 Parks and Gardens	75
OS2 Sports Fields	76
OS3 Open Space Facilities, Amenities and Public Toilets	77
OS4 Cemeteries	78
OS5 Swimming Pools	79
OS6 Wetlands Restoration	80

10

Planning, certification and compliance 86

P1 Local Strategic Land Use Planning	87
P2 Development Assessment	88
P3 Building Certification	89
P4 Environmental Health and Ranger Services	90
P5 Noxious Weed Management	91

11

Sewerage 94

S1 Sewerage System	95
--------------------	----

12

Transport and drainage 98

T1 Sealed Roads	99
T2 Unsealed Roads	100
T3 Regional Roads	101
T4 Other Transport and Overheads	102
T5 Urban Stormwater	103
T6 Regional Airport	104
T7 Road Council Contract	105
T8 Road Safety	106

13

Water supply 110

WS1 Water Supply	111
WS2 Water Security Project	113

14

Waste management 116

W1 Domestic Waste Management	117
W2 Commercial Waste	118
W3 Waste Education	119

15

2024-25 Budget 122

Executive summary	123
Our draft Income Statement	125
Our Capital Plan	128

16

Statement of Revenue Policy 130

Estimated Income and Expenditure 2024-25	131
Ordinary Rates	132

17

Fees and charges 140

1. Planning and Environmental Fees and Charges	142
2. Waste Collection Charges	160
3. Garbage and Depot Tipping Charges	162
4. Operations and Infrastructure Fees and Charges	169
5. Corporate Services Fees and Charges	175
6. Business Undertakings Fees and Charges	182
7. Library and Marramarra Fees and Charges	186
8. Water Fund Fees and Charges	189
9. Sewer Fund Fees and Charges	192

01

Introduction

- Message from the General Manager
- Our integrated planning and reporting framework
- Guiding principles
- Quadruple Bottom Line
- Community engagement
- About the Parkes Shire
- Our community vision
- Our community
- Community profile
- Our Council
- Our Councillors
- Organisation structure
- Executive Leadership Team

Message from the General Manager



Welcome to the 2024-25 Operational Plan and Budget, which details the specific projects, services, and programs that Parkes Shire Council will complete over the next 12 months. Working towards achieving our shared vision of building a vibrant, connected, and sustainable regional city.

The 2024-25 Operational Plan and Budget details how we will achieve the next stages of the Parkes Delivery Programs' objectives under the eleven functions, those being Commercial Enterprise, Council and Corporate, Economy and Activation, Emergency Services, Library, Cultural and Social Justice, Open Space and Recreation, Planning, Certification and Compliance, Sewerage, Transport and Drainage, Water Supply, and Waste Management.

I am incredibly proud of our community, the strength of our community has been so bright when coming together in times of crisis, supporting each other, and showing such strong resilience and courage to forge ahead. Water Security remains a continual priority across the Shire for clean drinking water, recycled water use, and the year saw the completion of the bore refurbishment program.

The Parkes Special Activation Precinct has and will continue to attract investment into our region, with further progression on the bypass. These developments present significant opportunities and challenges for the Parkes Shire, with that in mind there has been the development of the Liveability Strategy to assist to inform our efforts to grow both our community and our economy.

Our vibrant events and festivals calendar will continue to provide many new experiences, and there will be lots to see and do across the Shire. Highlights will include the Trundle Abba Festival and our Annual Elvis Parkes festival, as well as the continuation of live music events at the Cooke Park Pavilion through the Summer Sounds events. We will continue to support and deliver civic events throughout the Parkes Shire, including Australia Day and Anzac Day celebrations.

We will also deliver rich arts and

cultural programs through the Coventry Room and the inclusive activities and workshops in the Marramarra Makerspace.

This ambitious program of works would not be possible without the future-focused leadership and support of our elected officials, as well as the efforts of the Council's workforce, who continue to demonstrate an extraordinary commitment to delivering outstanding results for our customers and community.

Lastly, thank you to the community for their ongoing support and input, ensuring that the Parkes Shire all adds up to be a positive place to live, play and stay, work, and prosper.

A handwritten signature in dark ink, appearing to read 'Kent Boyd', written in a cursive style.

Kent Boyd PSM
General Manager

Our integrated planning and reporting framework

Integrated planning and reporting

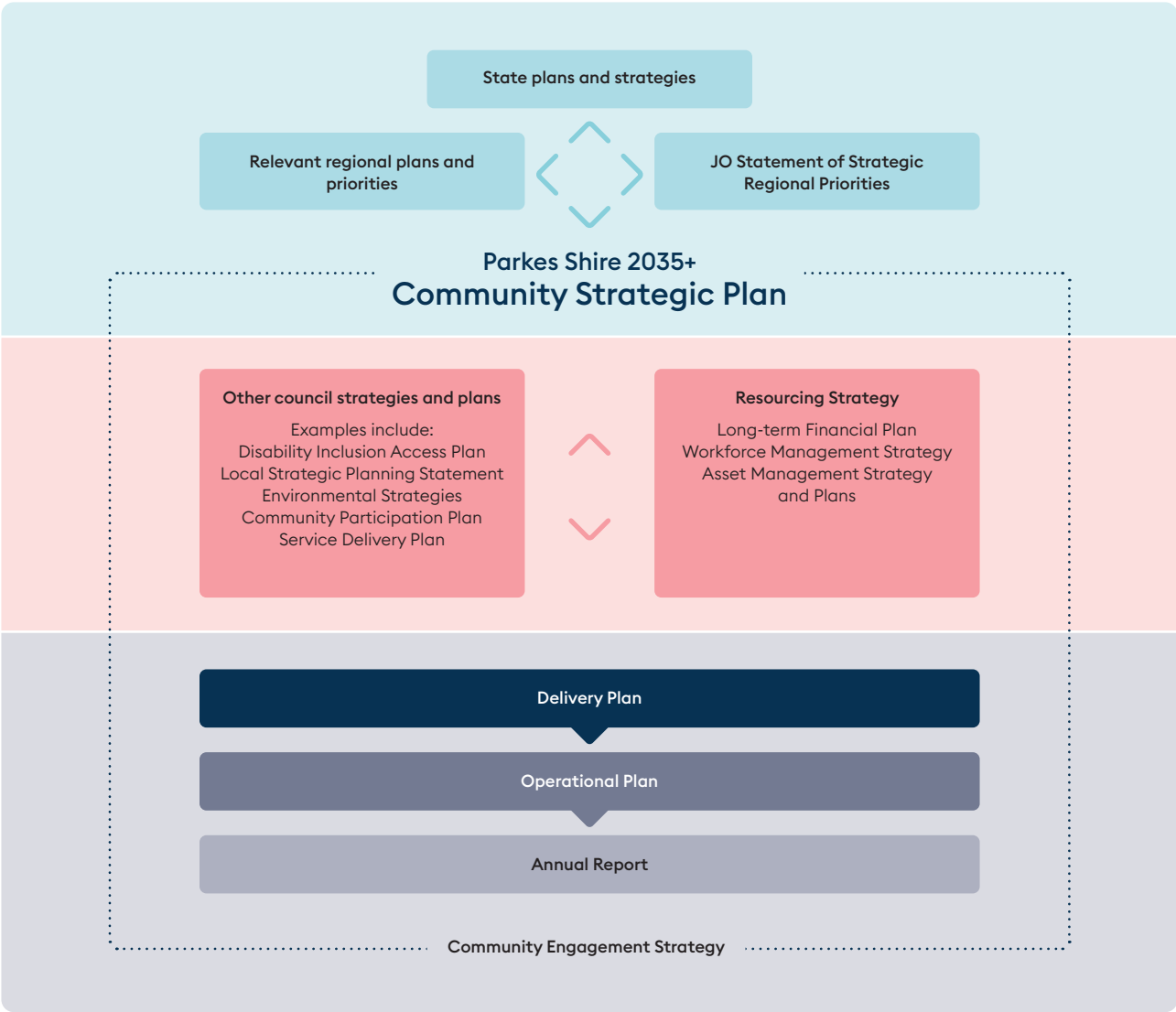
The 2024-25 Operational Plan and Budget forms part of the Integrated Planning and Reporting (“IP&R”) framework.

In 2009, a new IP&R framework was introduced across Local Government in New South Wales (“NSW”). Parkes Shire Council was one of the first Council’s to embrace this large and wide-ranging reform in becoming what was termed a “Group One” Council. Participation within this grouping saw Parkes Shire Council fully adopt its IP&R documentation in the 2009–10 Council year.

Parkes Shire has continued to develop its approach whilst regularly reporting on its progress, culminating in the latest End of Term Report being tabled at the final meeting of the previous Council in November 2021.

Council has now prepared its new suite of IP&R documents. These documents are structured to demonstrate what the newly elected Council (elected in December 2021) will deliver in order to assist the community to achieve the aspirations set out in the Parkes Shire 2035+ Community Strategic Plan (“CSP”).

The following diagram illustrates how the IP&R framework ensures that local strategic planning and reporting is informed, relevant and responsive to community needs.



Guiding principles

Quadruple Bottom Line

Social justice

Preparation of Parkes Shire 2035+ Delivery Program has been guided by the following social justice principles:

- **Equity:** there should be fairness in decision making, prioritising and allocation of resources, particularly for those in need
- **Access:** all people should have fair access to service, resources and opportunities to improve their quality of life
- **Participation:** everyone should be given genuine opportunities to participate in decisions which affect their lives
- **Rights:** equal rights should be established and promoted, with opportunities provided for all people from all backgrounds

The Quadruple Bottom Line (QBL) addresses social, environmental, economic, and civic leadership (governance) considerations. The QBL ensures a holistic balanced approach is applied to all aspects of the 2024-25 Operational Plan and Budget.

Social sustainability

Support cohesive, inclusive, and diverse dynamic communities.

Environmental sustainability

Protect the natural, social, cultural, and built heritage and decrease the consumption of resources.

Economic sustainability

Maintain a strong and stable economy and ensure the delivery of services, facilities and infrastructure is financially sustainable.

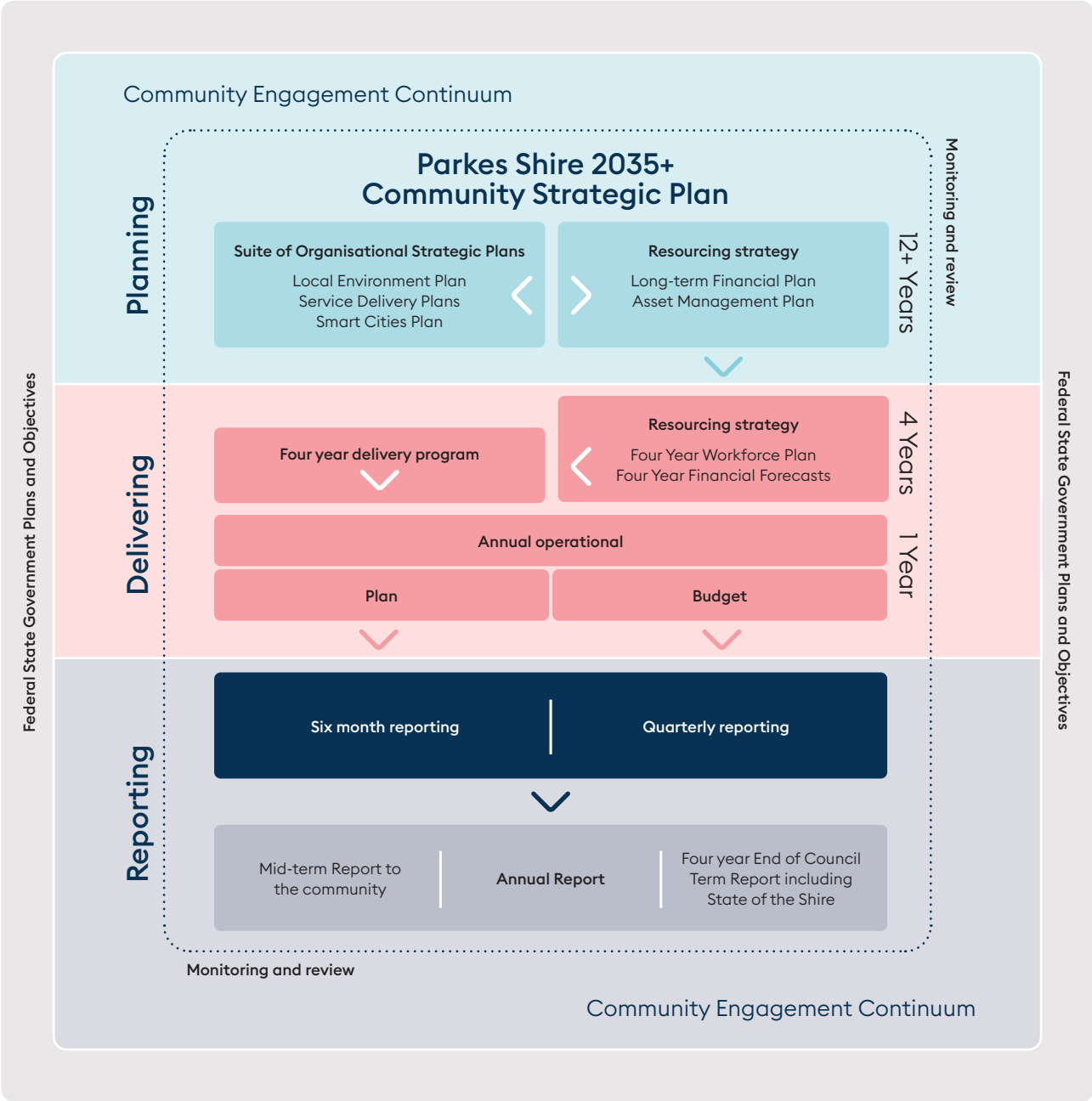
Civic leadership

Transparency and accountability in decision-making.

Community engagement

Under Council's IP&R framework, community engagement is built into the process to ensure that the community is providing feedback, advice and direction to Council's activities.

The IP&R framework is underpinned by strong community engagement. Engagement with residents as well as businesses, state agencies and non-government organisations is essential to creating plans that truly represent the aspirations and needs of the local community.



Throughout 2021, Parkes Shire Council embarked in an extensive engagement process with our community to gain input and feedback to understand our community's local priorities for the years ahead, including services, programs and facilities.

A number, of priorities, were identified throughout this process and have assisted in the identification of capital projects that will be delivered over the Parkes Shire 2035+ Delivery Program.

The top twenty priorities are illustrated below.

Priorities	Occurrence				
Cycleways/Shared Paths	●	●	●	●	4.3%
Public Art	●	●	●	●	4.3%
Open Space/Reserves	●	●	●	●	4.0%
Heated Pool and Ancillary Services	●	●	●	●	3.7%
Housing/Land Availability	●	●	●		3.4%
Signage, Promotion and Marketing	●	●	●		3.4%
Kerb, Guttering and Footpaths	●	●	●		3.1%
Stormwater Drainage Improvements	●	●	●		3.1%
Community Gardens	●	●	●		2.8%
Public Amenities	●	●	●		2.8%
Passive Recreation – Lake/Lagoon Recreation Area	●	●	●		2.5%
Rural Roads Sealing	●	●			2.5%
Building and Halls	●	●			2.5%
Adventure Playground/Ninja Park	●	●			2.5%
Caravan/Camping/RV Parking	●	●			2.5%
Youth Activities and Mental Health	●	●			2.2%
Active Recreation – Pioneer Oval Grandstand	●	●			2.2%
Arts and Cultural Programs	●				1.9%
Active Recreation – Outdoor Gyms	●				1.9%

The capital projects that will be delivered as part of the 2024-25 Operational Plan and Budget form part of the priorities identified in the Parkes Shire 2035+ Delivery Program.

About the Parkes Shire

The Parkes Shire sits at the heart of Central West NSW, strategically located on the Newell Highway – Australia’s major inland touring route – and within five hours of Sydney and three hours of Canberra ACT.

Covering an area of 5,919 square kilometres, taking in some of the richest and most productive agriculture farming and grazing lands in NSW. Parkes Shire is renowned for our stunning natural beauty, our unique diversity of economy with a welcoming and friendly community.

Just over 14,453¹ people call Parkes Shire home, with more than two-thirds of our population living in the town of Parkes, which services as the administrative, commercial and services hub of the local government area. Villages are located at Peak Hill, Trundle, Tullamore, Alectown, Bogan Gate and Cookamidgera.

Just over 13 per cent of the Parkes Shire’s population identify as Aboriginal or Torres Strait Islander², significantly higher than the respective state and national averages of 3.4 per cent and 3.2 per cent. Parkes Shire is part of the Wiradjuri nation – the largest Aboriginal territory at the time of European settlement. Parkes Shire Council acknowledges the Wiradjuri people who are the Traditional Custodians of the Land and pays respect to the Elders both past and present of the Wiradjuri nation.

Parkes Shire also supports the surrounding region with health and education services through Lachlan Health Service, Western TAFE and Country Universities Centre. Including various public and private schools, preschools and family day care services. Parkes Shire has modern health services, with a recently redeveloped hospital and strong network of local General Practitioners and is located within an hour’s drive of other major hospital and health service providers at Dubbo and Orange.

Parkes Shire boasts a strong, diverse economy, with a Gross Regional Product (“GRP”) of \$858 million in 2021³. Our economy is underpinned by the agriculture and mining industries and strengthened by the transport and logistics industries also including retail and public administration sectors. Just over 1,400 local businesses operate in Parkes Shire, with 6,526* residents – around 57 per cent of our population – in the workforce⁴.

The development of the Parkes Special Activation Precinct (“SAP”) – the first SAP in regional NSW – will support continued business development and employment growth in the Central West. Taking advantage of Parkes’ location on the Inland Rail and the Main Rail line, the Parkes SAP presents opportunities for value-add industries in the agricultural technology sector.

The Parkes Regional Airport is a major gateway to the Central West region, transporting 35,000 passengers annually through daily flights to Sydney. The development of the Parkes Airport Business Park provides potential for growth to support our strong, diverse economy through leveraging Parkes’ well-established national transport hub.

1 idcommunity, Parkes Shire 2021 Census Data

2 idcommunity, Parkes Shire 2021 Census Data

3 National Institute of Economic and Industry Research, 2021

4 idcommunity, Parkes Shire 2021 Census Data

Our community
vision

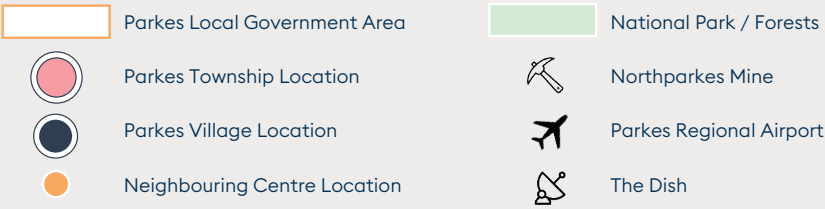
Building a connected, vibrant and sustainable regional city



Our community



Land-use



Community profile

Geographical area

5,919 sq kms

Population

Shire: 14,608

Parkes: 12,102
(incl. Cookamidgera, Alectown and Tichborne)

Trundle: 687

Tullamore: 424

Peak Hill: 1,106

Bogan Gate: 289

Diversity

Indigenous population: 10%

Born overseas: 5.4%

Non-english-speaking background: 5.7%

Gender

Male: 49.2%

Female: 50.8%

Age

Pre-school children (0–4 years): 6.4%

Primary school (5–11): 9.9%

Secondary schoolers (12–17): 8.1%

Tertiary education / Independence (18–24): 8.2%

Young workforce (25–34): 10.5%

Parents / homebuilder (25–49): 16.9%

Older works and pre-retirees (50–59): 13.6%

Empty nester and retirees (60–69): 12.1%

Seniors (70+): 14.2%

Projected trends

Projected Shire population in 2036: 14,800

Projected dwellings in 2036: 7,500

Projected households in 2036: 6,500

Overview



Shire population
14,608



Median age
41 Years



Couples with children
39.7%



Dwellings in Shire
6,750



Households in Shire
5,837

Employment

In 2016 % of population had the following occupation:



Managers
17.4%



Professionals
14.7%



Technicians and trades workers
14.7%



Unemployed
7.4%



Average income p/w
\$1088

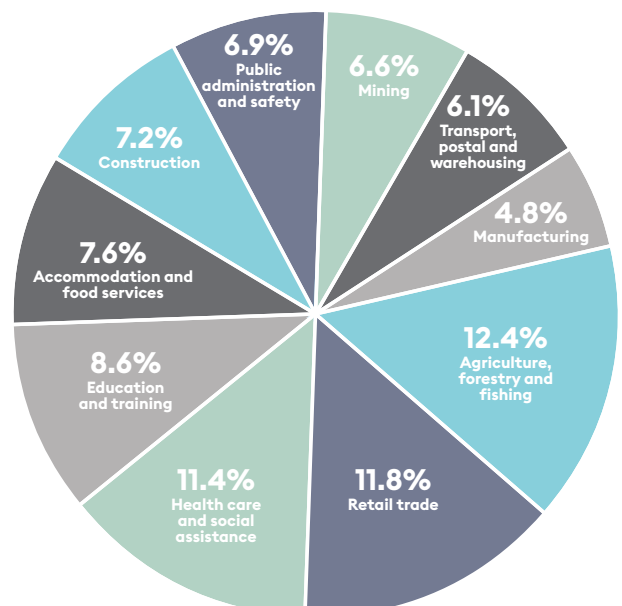


Undertake voluntary work
24.3%



6,303 labour force
3,644 full time workers
2,065 part time workers

Industries by employment



Our Council

Parkes Shire Council is constituted under the *Local Government Act 1993* and administers a local government area covering 5,958⁵ square kilometres.

We provide services, facilities and infrastructure to a permanent resident population of approximately 14,453⁶ people.

The Parkes Shire is bounded by Narromine Shire in the north, Cabonne Shire in the east, Forbes Shire in the south and Lachlan Shire in the west.

Our governing body comprises ten Councillors, and the day-to-day management of our organisation rests with our General Manager.

Our workforce is diverse, reflecting the varied nature of the work we undertaken and the services we provide. In 2024-25, our workforce comprised 256 full-time equivalent employees.

What we manage



2,111km road
56km footpath
1 airport



2 water treatment plants
4 sewerage treatment plants
733km water and sewer pipes
16 pump stations



2,000km roadside weed inspections
4 waste facilities
600+ weekly bin collections



4 libraries
30 emergency services buildings
4 medical housing amenities
6 cemeteries
5 community buildings



77 playgrounds and parks
4 swimming pools
25 sporting fields
4 skate parks



29 commercial properties
1 visitor information centre

⁵ idcommunity, Parkes Shire 2021 Census Data

⁶ idcommunity, Parkes Shire 2021 Census Data

Our Councillors

Councillors are your elected representatives for the Parkes Shire. Your elected representatives work and advocate for you, the residents of our Shire.

Councillors are responsible for managing the Shire's assets, providing a wide range of services and facilities, and ensuring finances are allocated in the best interests of the whole community.



Cr Neil Westcott
(Mayor) *elected 2016*



Cr Marg Applebee
(Deputy Mayor) *elected 2021*



Cr Ken Keith
elected 1983



Cr Kenny McGrath
elected 1992



Cr Louise O'Leary
elected 2008



Cr George Pratt
elected 2004



Cr William Jayet
elected 2016



Cr Jacob Cass
elected 2021



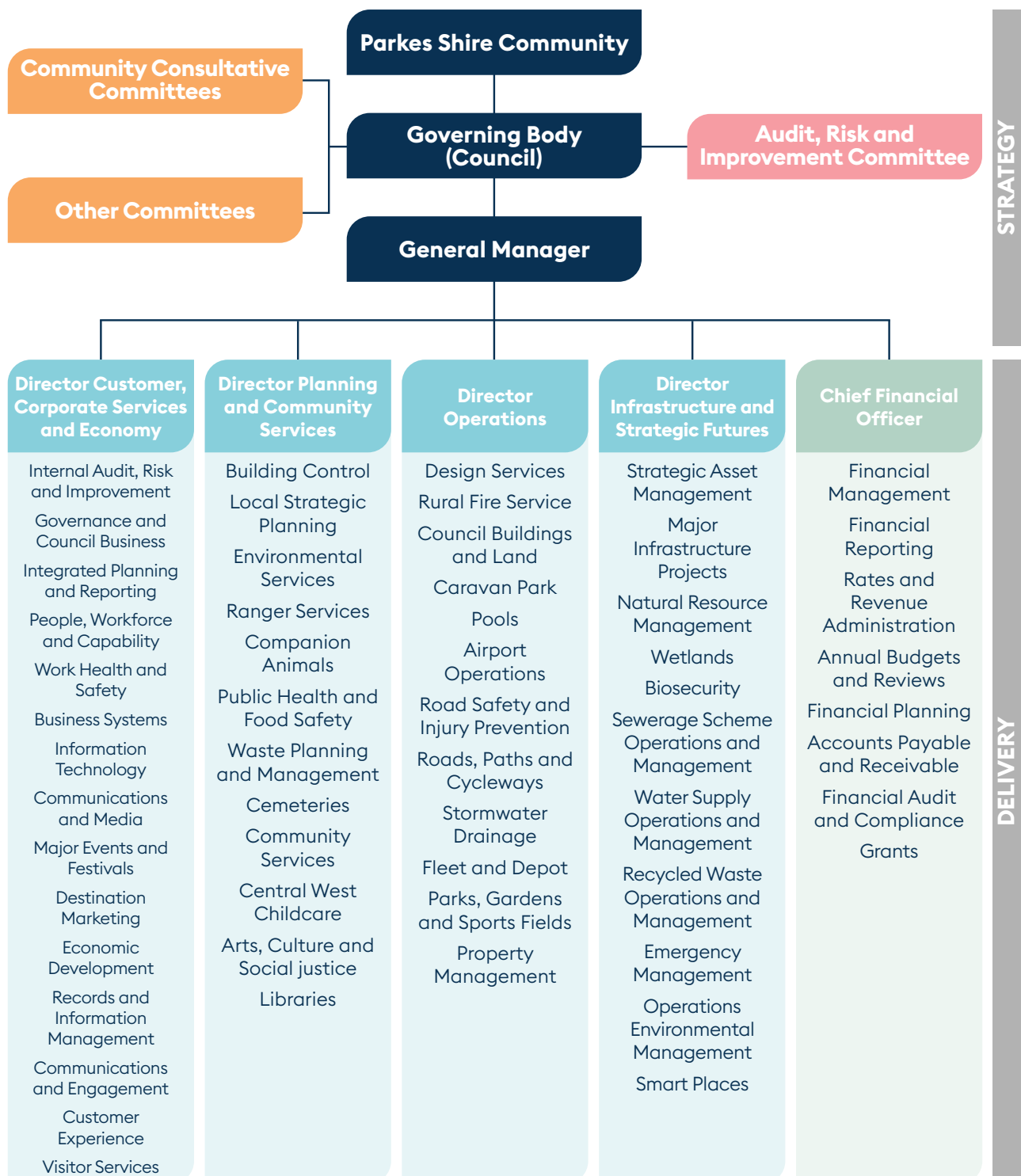
Cr Daniel Weber
elected 2021



Cr Glenn Wilson
elected 2021

Organisation structure

The General Manager is responsible for the efficient and effective operation of our organisation and ensuring the implementation of Council's decisions, strategies, policies and programs.



Executive Leadership Team

The Executive Leadership Team (“ELT”) is responsible for leading our organisation.

The General Manager is supported by four Directors and the Chief Financial Officer, each of whom leads a department with specific service delivery and operational functions.



General Manager

Kent Boyd
Commenced June 1992

Graduate, Australian Institute of Company Directors Course
Master of Business Administration, Deakin University
Master of Government and Commercial Law, Australian National University
Graduate Diploma in Management, Deakin University
Bachelor of Civil Engineering (Honours), University of Technology Sydney



Director Customer, Corporate Services and Economy

Anthony McGrath
Commenced July 2023


Bachelor of Information Technology (Information Systems)



Director Infrastructure and Strategic Futures

Andrew Francis
Commenced November 2005


Graduate Certificate in Management, Australian Graduate School of Management
Bachelor of Engineering (Environmental), University of Southern Queensland
Bachelor of Engineering (Bioprocess), University of New South Wales
Diploma Project Management, TAFE NSW
Certificate IV in Training and Assessing, Charles Sturt University



Director Operations

Logan Hignett
Commenced January 2024

Bachelor of Civil Engineering (Honours)
Diploma Project Management, TAFE NSW
Diploma Leadership and Management, TAFE NSW



Director Planning and Community Services

Brendan Hayes
Commenced March 2020

Graduate Diploma in Urban and Regional Planning, University of New England
Graduate Certificate in Local Government Management, Charles Sturt University
Associate Diploma in Applied Science (Health and Building), Sydney Technical and Further Education College
Building Surveyor A1 Accredited Certifier, NSW Building Certifiers



Chief Financial Officer

Jaco Barnard
Commenced May 2019

Certified Practising Accountant, CPA Australia
Bachelor of Commerce, University of South Africa
Bachelor of Journalism, University of Stellenbosch

02

Developing the 2024-25 Operational Plan

- About this Plan
- How we plan and report
- Operational Plan and Budget
- Sustainable Development Goals

About this Plan

The 2024-25 Operational Plan and Budget forms part of the Parkes Shire 2035+ Delivery Program. These plans outline the details of the Delivery Program – specifically the individual projects, actions and budget that will be undertaken in this year to achieve the commitments made in the Parkes 2035+ Delivery Program. Council reports on these measures on a three-monthly basis.

The projects, actions, and budget of year one of the Parkes 2035+ Delivery Program are split into eleven core functions of Council, with Principal Activities grouped within each. These functions include:

The Budget details how Council intends to fund these activities and includes provisions relating to the content of Council's Annual Statement of Revenue Policy.

This includes details of:

- Estimated income and expenditure.
- Ordinary rates and special rates.
- Proposed fees and charges.
- Council's proposed pricing methodology.
- Proposed borrowings.

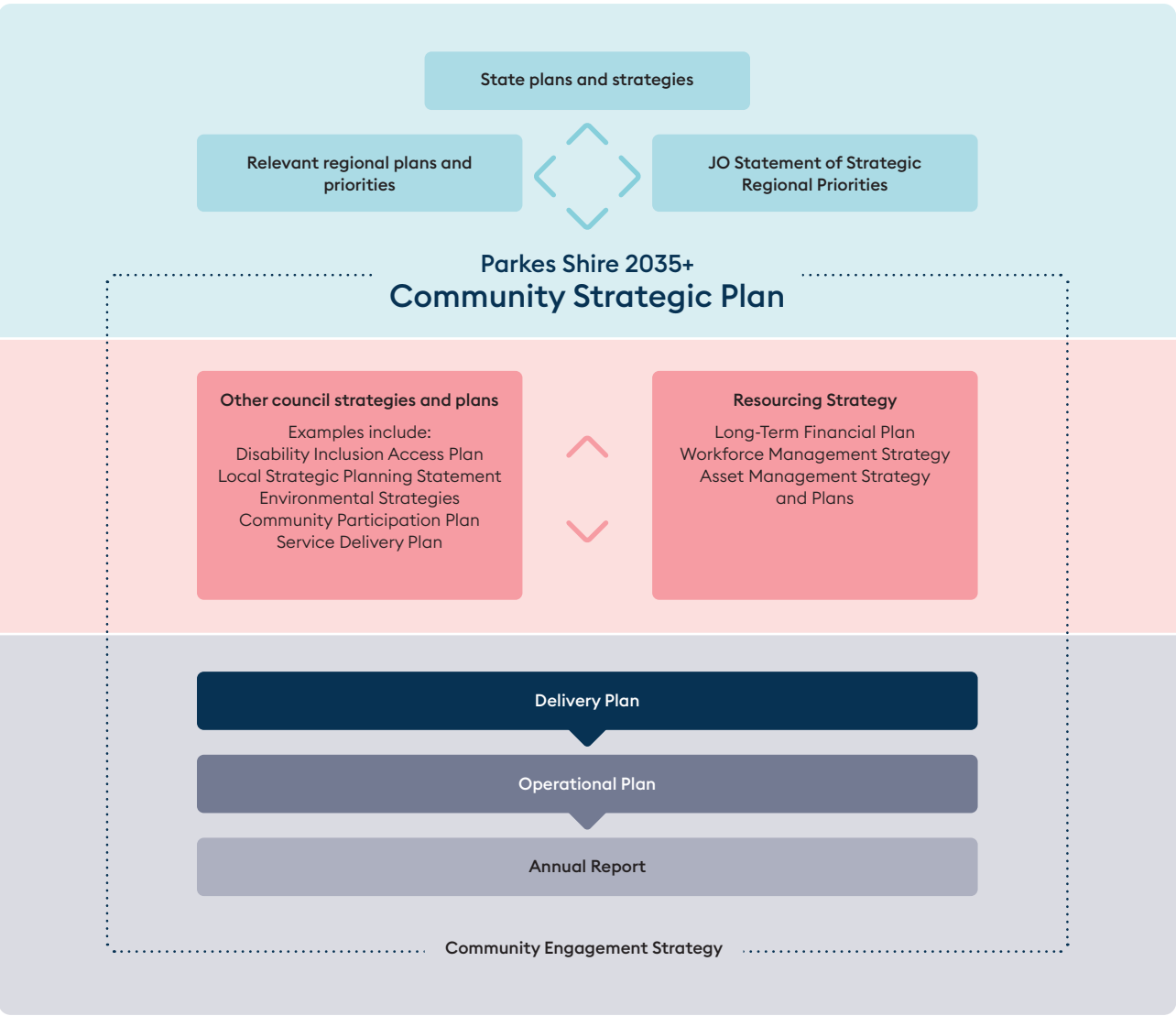
The Operational Budget is reviewed and reported to Council within two months, after the end of each quarter (excluding the June quarter).

Core functions of Council

Commercial enterprise	<ul style="list-style-type: none">• Central West Childcare Services• Caravan Parks• Rental and Leasing• Land Development and Sales	Open space and recreation	<ul style="list-style-type: none">• Parks and Gardens• Sports Fields• Open Space Facilities, Amenities and Public Toilets• Cemeteries• Swimming Pools• Wetlands Restoration
Council and corporate	<ul style="list-style-type: none">• Information Communication and Technology• Governance and Strategy• Civic• People, Safety and Culture• Finance• Fleet• Council Land and Buildings• Council Environmental Management• Customer Service• Community Services and Wellbeing• Communication and Engagement• Records and Information Management	Planning, certification and compliance	<ul style="list-style-type: none">• Local Strategic Land Use Planning• Development Assessment• Building Certification• Environmental Health and Ranger Services• Noxious Weed Management
Economy and activation	<ul style="list-style-type: none">• Economic Development• Grants• Events and Festivals• Tourism and Destination Marketing	Sewerage	<ul style="list-style-type: none">• Sewerage System
Emergency services	<ul style="list-style-type: none">• Emergency Services Support	Transport and drainage	<ul style="list-style-type: none">• Sealed Roads• Unsealed Roads• Regional Roads• Other Transport and Overheads• Urban Stormwater• Regional Airport• Road Maintenance Council Contract• Road Safety
Library, arts and culture	<ul style="list-style-type: none">• Library Services• Arts and Culture• Social Justice	Water supply	<ul style="list-style-type: none">• Water Supply• Water Security Project• Recycled Water Extension Project
		Waste management	<ul style="list-style-type: none">• Domestic Waste Management• Commercial Waste• Waste Education and Sustainability

How we plan and report

The following diagram illustrates how the Integrated Planning and Reporting (“IP&R”) framework ensures that local strategic planning and reporting is informed, relevant and responsive to community needs.



Community Strategic Plan

The Community Strategic Plan (“CSP”) is the highest-level plan that Council prepares through its IP&R framework. The purpose of the CSP is to identify the community’s main priorities and aspirations for the future and to plan strategies for achieving these goals. All other strategies developed as part of the IP&R framework relate to, and support, the CSP.

The CSP is the cornerstone of Parkes Shire Council’s IP&R framework, which brings together a suite of integrated strategic plans, that set out the vision for Parkes Shire including the goals, strategies and actions to achieve that vision.

Community Engagement Strategy

The Community Engagement Strategy (“CES”) outlines how Council engages with its community and relevant stakeholders to develop the CSP, as well as other plans, policies, programs and key activities to be undertaken.

Resourcing Strategy

The Resourcing Strategy consists of three components, which includes the Long-Term Financial Plan, Workforce Management Plan and the Asset Management Plan.

The Resourcing Strategy focuses in detail on matters that are the responsibility of Council, and considers, in general terms, matters that are the responsibility of others, being clear and transparent. Council presents the Resourcing Strategy to explain to the community how it intends to perform all its functions. Including implementing the strategies set out in the CSP for which it is responsible.

Delivery Program

All plans, projects, activities, and funding allocations made by Council over its term must be directly linked to the Delivery Program. Prepared by the incoming Council, the Delivery Program identifies the principal activities to be undertaken by Council’s governing body over its term to perform all its functions – including the strategies established by the CSP – using the resources identified in the Resourcing Strategy.

Operational Plan and Budget

Annual Operational Plans are supporting the Delivery Program. This outlines the details of the Delivery Program. The individual projects and actions that will be undertaken in that year to achieve the commitments made in the Delivery Program. The Operational Plan also includes Council's Budget for that financial year.

Reporting our progress

Reporting is the key element of the IP&R framework, utilizing the Community Strategic Plan ("CSP") and implementing the Delivery Program, we use a variety of tools to report our progress, in achieving, as well as our financial performance, against the annual and long-term budgets.

- **Annual Report:** The Annual Report details our progress in implementing the Delivery Program and the activities we have undertaken to deliver on the objectives of the CSP. Within five months of the end of each financial year, Council prepares an Annual Report, which includes a copy of our audited financial reports
- **State of the Shire Report:** Provides an update on our progress, in implementing the CSP over the Council term. As well as the results and the outcomes for our community. Tabled at the last meeting of the outgoing Council, the End of Term Report
- **State of the Environment Report:** This document reports on environmental issues, relevant to the objectives, for the environment established in the CSP. This is included in the Annual Report, in the year, in which an ordinary election is held
- **Delivery Program Progress Reports:** Every six months, Council prepares a report detailing our progress in achieving the principal activities detailed in the Delivery Program
- **Budget Review Statement:** The Budget Review, prepared by Council three times each year, presents references and estimates of income and expenditure. References supported in the statement of Councils revenue policy, each year, in the Operational Plan

Sustainable Development Goals

The United Nations Sustainable Development Goals (“SDG’s”) are a part of the UN 2030 Agenda, a framework that represents the challenges facing society and a blueprint for the future. Articulated in 2015, all 193 member countries of the UN signed on, to commit to the goals.



Parkes Shire Council has integrated the SDG's in the Parkes Shire 2035+ Delivery Program to:

- Drive transformation, particularly SDG 11, Sustainable Cities and Communities
- Use the SDG's as the integrated framework it was designed to be, and better integrate plans, strategies and reporting
- Align a diverse set of stakeholders in the interest of advocacy and collaboration project
- Engage employees and communities in the sustainable development agenda to raise public and widespread awareness

03

2024-25 Operational Plan



- Funding summary
- How will we measure our success?
- How to read this plan

Funding summary

The Parkes Shire 2035+ Delivery Program forms part of Council's IP&R framework and supports the implementation of the Parkes Shire 2035+ Community Strategic Plan, through outlining the principal activities to be undertaken by Council over its term to help realise the strategies established by the Community Strategic Plan, using the resources identified in the Resourcing Strategy.

Operational expenses **\$60,249,244** Operational revenue **\$60,525,051**

Commercial enterprise



Operational expenses: \$2,823,620
Operational revenue: \$5,419,674

Central West Childcare Services;
Caravan Parks; Rental and Leasing;
Land Development and Sales

Council and corporate



Operational expenses: \$7,577,369
Operational revenue: \$23,095,387

Information Communication and Technology; Governance and Strategy; Civic; People, Safety and Culture; Finance; Fleet; Council Land and Buildings; Council Environmental Management; Customer Service; Community Services and Wellbeing; Communication and Engagement; Records and Information Management

Economy and activation



Operational expenses: \$3,663,380
Operational revenue: \$1,502,774

Economic Development; Grants; Events and Festivals; Tourism and Destination Marketing

Emergency services



Operational expenses: \$763,266
Operational revenue: \$129,500

Emergency Services Support

Library, arts and culture



Operational expenses: \$983,214
Operational revenue: \$164,190

Library Services; Arts and Culture; Social Justice

Open space and recreation



Operational expenses: \$3,754,639
Operational revenue: \$269,797

Parks and Gardens; Sports Fields; Open Space Facilities, Amenities and Public Toilets; Cemeteries; Swimming Pools; Wetlands Restoration

Planning, certification and compliance



Operational expenses: \$2,373,494
Operational revenue: \$605,311

Local Strategic Land Use Planning; Development Assessment; Building Certification; Environmental Health and Ranger Services; Noxious Weed Management

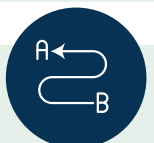
Sewerage



Operational expenses: \$2,881,510
Operational revenue: \$4,760,847

Sewerage System

Transport and drainage



Operational expenses: \$6,514,101
Operational revenue: \$8,155,645

Sealed Roads; Unsealed Roads; Regional Roads; Other Transport and Overheads; Urban Stormwater; Regional Airport; Road Maintenance Council Contract; Road Safety

Water supply



Operational expenses: \$7,125,769
Operational revenue: \$12,598,876

Water Supply; Water Security Project; Recycled Water Extension Project

Waste management



Operational expenses: \$3,436,561
Operational revenue: \$3,823,000

Domestic Waste Management; Commercial Waste; Waste Education and Sustainability

Operational expenses depreciation

General Fund: \$12,198,668
Water Fund: \$4,631,267
Sewer Fund: \$1,522,385

How will we measure our success?

Reporting is a key element of the IP&R framework. We use a variety of tools to report our progress in achieving the Parkes Shire 2035+ Community Strategic Plan (“CSP”) and implementing the 2024-25 Operational Plan and Budget, as well as our financial performance against the annual and long-term budgets.

Annual Report:

The Annual Report details our progress in implementing the Delivery Program and the activities we have undertaken to deliver on the objectives of the CSP. Within 5 months of the end of each financial year, Council prepares an Annual Report, which includes a copy of our audited financial reports.

Delivery Program Progress Reports:

Every six months, Council prepares a report detailing our progress in achieving the principal activities detailed in the Delivery Program.

Budget Review Statement:

The Budget Review, prepared by Council three times each year, presents references and estimates of income and expenditure. References supported in the statement of Councils revenue policy, each year, in the Operational Plan.



How to read this plan

1. Overview

Overview of the Delivery Program Function including Principal Activities and services delivered by Council as part of this Function.

2. How this function links to the Community Strategic Plan (“CSP”)

These are the community’s long-term aspirations of the Parkes Shire that are relevant to the Function. Council is responsible for implementing the strategies set out in the Parkes Shire 2035+ CSP as part of its commitment to the community to perform all its functions.

3. Outputs, measures and targets

Outputs – Goals to achieve, through the activities undertaken throughout the plan. Achieving these strategies set out in the Parkes Shire 2035+ CSP. They are reflective of the role Council will play.

Measures – The projects, processes, activities we will be completing and measuring and reviewing throughout the duration of the plan.

Targets – The tangible target we have set as an indicator of our measure to be achieved throughout the duration of the plan.

04

Commercial enterprise



30 places per day through Central West Childcare Services



1 Council operated caravan park



72 commercial leases and licences in place



Facilitation of land development and sales

1

Overview

Council undertakes these activities as it recognises, they provide important outcomes for the community that may not occur if Council wasn't involved, and the community need was simply filled by private sector providers.

Council aims to undertake these activities on a commercial basis therefore, over-time these activities become self-funding and do not require general rates to subsidise the activities. As these activities become self-funding, enough revenue is generated for 'day-to-day' and long-term costs to be covered by the activities themselves

CE1

Central West Childcare Services

We will provide quality care for families within the Shire through the provision of varied early childhood settings.

How this function links to the Community Strategic Plan

Community

Economy

Environment

Civic leadership

2.4.1 Provide quality preschool, family day care, out of hours care and school holiday care through Central West Childcare Services

2

Outputs, measures and targets

Outputs to achieve this outcome	How we will measure our performance	Target	Responsible
CE1.1 Council is committed to advocating, facilitating, and providing quality care for the community through the provision of Family Day Care (in-home) services	CE1.1 Approved provider of Central West Family Day Care	Maintained	Central West Childcare Services Coordinator
	CE1.2 Actively maintain Educator to Student Ratio to manage Family Day Care waitlist	40:160 ratio	
	CE1.3 Number of play groups per year	24 per year	
	CE1.4 Actively engage with the community and current educators to reduce the number of children on the Family Day Care waitlist	4 engagement opportunities in 2023-24	
	CE1.5 Increase the number of Family Day Care educators throughout the villages and small towns within the Parkes Shire	2 educators recruited for Villages and small towns	
CE1.2 Council is committed to advocating, facilitating, and providing quality care for the community through the provision of Bangala-la Preschool (children aged 3+) services	CE1.2.1 Maintain a service that provides continuity of regulatory approval	Maintained	Central West Childcare Services Coordinator
	CE1.2.2 Number of pre-schoolers within the setting	30 per day	
	CE1.2.3 Number of transport services facilitated through Central West Childcare Services	400 transport services facilitated per term	
	CE1.2.4 Actively maintain Educator to Student Ratio to manage Bangala-la Preschool waitlist	Maintain 2:30 ratio	

3

28

Parkes Shire Operational Plan and Budget 2024-25

4. Financial projections for operational activities

The Financial Projections for Operational Activities details the income (including capital grants), expenditure (operating expenses), and operating result of the Principal Activities in the 2024-25 Operational Plan.

5. Capital projects

The capital projects identified for delivery in the 2024-25 Operational Plan have been grouped by Function, Principal Activity and Township/ Location. These projects are either construction of new assets, or upgrades and/or renewals of existing assets, and have been identified through planning and consultation with the community.

6. Proposed future works

Unfunded projects have been identified through community engagement, masterplans, and internal identification. These projects have been included in the 2024-25 Operational Plan to act as an easily accessible list of projects for future grant funding opportunities.

The unfunded projects will be delivered, as the delivery is reliant on availability of internal funds and the provision of external funds. It is important that the community understand that there is no commitment from Council.

7. Sustainable Development Goals

The United Nations Sustainable Development Goals ("SDG's") are a part of the UN 2030 Agenda, a framework that represents the challenges facing society and a blueprint for the future. Articulated in 2015, all 193 member countries of the UN signed on to commit to the goals.

Parkes Shire Council has integrated the SDG's into the 2024-25 Operational Plan to:

- Drive transformation, particularly SDG's 11, Sustainable Cities and communities.
- Integrate, using the SDG's as the integrated framework it was designed to be, and better integrate plans, strategies and reporting.
- Align a diverse set of stakeholders in the interest of advocacy and collaboration project.
- Engage employees and communities in the sustainable development agenda to raise public and widespread awareness.

Financial projections for operational activities

Principal Activities	Operating Income (\$)	Operating Expenses (\$)	Operating Result before Capital Grants (\$)
Caravan Park	448,632	378,900	269,732
Central West Childcare Services	2,945,343	2,399,395	545,948
Rental and Leasing	178,148	0	178,148
Land Development and Sales	1,402,493	0	1,402,493
Total	5,174,616	2,778,295	2,396,321

Capital projects

Principal Activities	Capital Project	2023-24 (\$)
Land Development and Sales	Residential Housing Development Stage 1 - Rose Street, Parkes (grant funded)	1,000,000
	Development projects	70,000
Total Capital Expenditure		1,070,000

Proposed future works

There is no commitment from Council, that proposed future works will be delivered, as they are reliant on availability of internal funds and the provision of external funds.

Principal Activities	Township/ Location	Proposed Future Works	Method of Identification
Caravan Park	Parkes	Spicer Caravan Park - Earthworks	Internal
		Spicer Caravan Park - Playground Upgrade	2021 Community Engagement
Land Development and Sales	Parkes	Fisher Street Subdivision and Land Release	Middleton Masterplan
		Old Parkes Hospital Subdivision	Internal
		Dalton Street Land Redevelopment	Internal


Sustainable Development Goals

Council aims to localise the Sustainable Development Goals and address issues that are prevalent both within the Shire and across the world. The scope of influence that Council holds varies between organisational functions, principal activities, and Sustainable Development Goals. Within the Commercial Enterprise Function, Council's primary role is to central Sustainable Cities whilst its primary capability is to influence Industry, Innovation and Infrastructure and quality education.



04

Commercial enterprise



30 places per day through
Central West Childcare
Services



1 Council operated
caravan park



72 commercial leases and
licences in place



Facilitation of land
development and sales

Overview

Council undertakes these activities as it recognises, they provide important outcomes for the community that may not occur if Council wasn't involved, and the community need was simply filled by private sector providers.

Council aims to undertake these activities on a commercial basis therefore, over-time these activities become self-funding and do not require general rates to subsidise the activities. As these activities become self-funding, enough revenue is generated for 'day-to-day' and long-term costs to be covered by the activities themselves

CE1 Central West Childcare Services

We will provide quality care for families within the Shire through the provision of varied early childhood settings.

How this function links to the Community Strategic Plan

Community	Economy	Environment	Civic leadership
	2.4.1 Provide quality preschool, family day care, out of hours care and school holiday care through Central West Childcare Services		

Outputs, measures and targets

Outputs to achieve this outcome		How we will measure our performance		Target	Responsible
CE1.1	Council is committed to advocating, facilitating, and providing quality care for the community through the provision of Family Day Care (in-home) services	CE1.1.1	Approved provider of Central West Family Day Care	Maintained	Central West Childcare Services Coordinator
		CE1.1.2	Actively maintain Educator to Student Ratio to manage Family Day Care waitlist	40:160 ratio	
		CE1.1.3	Number of play groups per year	24 per year	
		CE1.1.4	Actively engage with the community and current educators to reduce the number of children on the Family Day Care waitlist	4 engagement opportunities in 2024-25	
		CE1.1.5	Increase the number of Family Day Care educators throughout the villages and small towns within the Parkes Shire	2 educators recruited for villages and small towns	
		CE1.1.6	Service Review recommendations and outcomes reviewed and developed	By 30 June 2025	
CE1.2	Council is committed to advocating, facilitating, and providing quality care for the community through the provision of Bangala-la Preschool (children aged 3+) services	CE1.2.1	Maintain a service that provides continuity of regulatory approval	Maintained	Central West Childcare Services Coordinator
		CE1.2.2	Number of pre-schoolers within the setting	30 per day	
		CE1.2.3	Number of transport services facilitated through Central West Childcare Services	400 transport services facilitated per term	
		CE1.2.4	Actively maintain Educator to Student Ratio to manage Bangala-la Preschool waitlist	Maintain 2:30 ratio	
		CE1.2.5	Service Review recommendations and outcomes reviewed and developed	By 30 June 2025	

CE2

Caravan Parks

We will implement appropriate processes to ensure Spicer Caravan Park is maintained and developed in accordance with the growing needs of tourists entering the Shire.

How this function links to the Community Strategic Plan

Community	Economy	Environment	Civic leadership
	1.2 Promote Parkes Shire as a tourist destination and support the continued growth of our visitor economy		

Outputs, measures and targets

Outputs to achieve this outcome		How we will measure our performance		Target	Responsible
CE2.1	Encourage the Shire's visitor economy through the continued provision of Park operations	CE2.1.1	Number of visitors per annum	Maintain	Manager Facilities
		CE2.1.2	Average weekly occupancy rates	Maintain	
		CE2.1.3	Monitor feedback received by Spicer Caravan Park Management	Monthly report provided	
CE2.2	Continue encouraging the utilisation of Spicer Caravan Park through regular maintenance activities	CE2.2.1	Action a response to customer requests within 10-days	100% of requests responded to within 10-days	Manager Facilities

CE3

Rental and Leasing

We will develop and utilise suitable frameworks to ensure Council operated rentals are aligned with market expectations.

How this function links to the Community Strategic Plan

Community	Economy	Environment	Civic leadership
1.2.2 Provide vibrant and welcoming town centres, streetscapes, public spaces and meeting places			

Outputs, measures and targets

Outputs to achieve this outcome		How we will measure our performance		Target	Responsible
CE3.1	Develop and utilise frameworks to ensure Council-operated rentals are aligned with market expectations	CE3.1.1	Occupancy rates of commercial buildings/properties provided rental at market rates with subsidies supported	90% or increasing	Manager Facilities
		CE3.1.2	Issue formal lease or licence agreements for community groups without a formal agreement in place	Formal agreements in place	Manager Facilities

CE4

Land Development and Sales

We will zone, develop, and promote suitable land to ensure the community has access to appropriate spaces.

How this function links to the Community Strategic Plan

Community	Economy	Environment	Civic leadership
		3.2.2 Direct new housing growth to appropriate locations where demand is forecast	

Outputs, measures and targets

Outputs to achieve this outcome		How we will measure our performance		Target	Responsible
CE4.1	Development and sale of land to provide opportunities for local business to generate income and revenue and increase economic prosperity	CE4.1.1	Blocks developed conceptually to encourage industry and economic growth	Blocks meet community demand	Director Operations

Financial projections for operational activities

Principal Activities	Operating Income (\$)	Operating Expenses (\$)	Operating Result before Capital Grants (\$)
Caravan Park	616,591	338,767	277,824
Central West Childcare Services	2,703,083	2,484,853	218,230
Rental and Leasing	0	0	0
Land Development and Sales	2,100,000	0	2,100,000
Total	5,419,674	2,823,620	2,569,054

Capital projects

Principal Activities	Capital Project	2024-25 (\$)
Land Development and Sales	Residential Housing Development Stage 1 – Rose Street, Parkes (<i>partially grant funded</i>)	3,718,458
	Langlands/Hanlon Street Industrial Subdivision	2,112,500
	Harrowvale Land Development - Purchase (loan) & concept development	100,000
	Health precinct (survey for acquisition & purchase of community forest)	300,000
	Phoenix Street Lot 17 DP 567547	400,000
	Hazelbank Land Development (Webb Street)	193,000
	Middleton Residential Subdivision	438,800
Total Capital Expenditure		7,262,758

Proposed future works

There is no commitment from Council, that proposed future works will be delivered, as they are reliant on availability of internal funds and the provision of external funds.

Principal Activities	Township / Location	Proposed Future Works	Method of Identification
Caravan Park	Parkes	Spicer Caravan Park – Earthworks	Internal
		Spicer Caravan Park – Playground Upgrade	2021 Community Engagement
Land Development and Sales	Parkes	Fisher Street Subdivision and Land Release	Middleton Masterplan
		Old Parkes Hospital Subdivision	Internal
		Dalton Street Land Redevelopment	Internal

Sustainable Development Goals

Council aims to localise the Sustainable Development Goals and address issues that are prevalent both within the Shire and across the world. The scope of influence that Council holds varies between organisational functions, principal activities, and Sustainable Development Goals. Within the Commercial Enterprise function, Council's primary role is to control Sustainable Cities whilst its primary capability is to influence Industry, Innovation and Infrastructure and quality education.



05

Council and Corporate



206 Council buildings



257 full-time equivalent
("FTE") staff



1,290 devices managed



\$60.5M turnover



368 customer requests
received monthly



164 fleet and depot assets
managed



9 internal audits
conducted in five years

Overview

The corporate function supports Council's delivery of efficient and effective services to the community. Regular monitoring and adjustments must be made to ensure Council can adapt to the changing needs of the organisation and community.

The Council function covers the operation of Council itself as an organisation. The governing body of elected Councillors utilise community engagement and staff advice to set the strategic direction. Resources are then allocated to achieve objectives and Councillors are ultimately accountable to the community for the outcomes Council's organisation delivers.

CC1 Information Communication and Technology

We will utilise appropriate Information Communication and Technology (“ICT”) systems to support efficient and effective operations in accordance with the ICT Strategic Plan.

How this function links to the Community Strategic Plan

Community	Economy	Environment	Civic leadership
	2.2.3: Identify and implement improvements to Parkes Shire Council's services, facilities and operations to utilise new technology and reduce emissions		

Outputs, measures and targets

Outputs to achieve this outcome		How we will measure our performance		Target	Responsible
CC1.1	Implement and optimise ICT processes	CC1.1.1	Implementing the actions from the review of the ICT Strategic Plan	Plan reviewed by 30 June 2025	Business Systems and Technology Specialist
CC1.2	Maximise mobility of access to corporate systems	CC1.2.1	Provide staff and contractors with access to the resources they need to work from anywhere through the mobile devices and laptop replacement program	Program delivered	Business Systems and Technology Specialist
		CC1.2.2	Migrate Financials and Supply Chain Management products from Ci to CiAnywhere	Migration of products	
		CC1.2.3	Commence planning of the migration of Property and Rating and Regulatory products from Ci to CiAnywhere	Migration planning commenced	
CC1.3	Ensure an effective cyber security framework with robust risk controls is in place	CC1.3.1	Complete the Cyber Security audit actions	By 30 June 2025	Business Systems and Technology Specialist
		CC1.3.2	Achieve Maturity Level One in line with the Australian Cyber Security Centre's <u>Essential Eight Maturity Model</u>	Achieve Maturity Level One	
		CC1.3.3	Implement regular Cyber Security Awareness Training for all staff	100% by 30 June 2025	
		CC1.3.4	Implement regular Cyber Security Health Checks across Council owned assets	100% by 30 June 2025	

CC2

Governance and Strategy

We will use appropriate governance and strategic frameworks to manage risk. Provide assurance that legislative and other requirements can be met and to provide clear strategic direction for Council's activities.

How this function links to the Community Strategic Plan

Community	Economy	Environment	Civic leadership
1.1.4 Provide effective regulatory, compliance and enforcement services			4.2.1 Provide clear long-term direction for the community through the development of the IP&R framework 4.2.3 Develop and implement an asset management framework that ensures existing and future infrastructure is affordable, funded and maintained to ensure inter-generational equity 4.3.3 Ensure compliance with statutory requirements and ensure Parkes Shire Council's operations are supported by good corporate governance and effective risk management

Outputs, measures and targets

Outputs to achieve this outcome		How we will measure our performance		Target	Responsible
CC2.1	Continually develop and implement Council's Governance Framework	CC2.1.1	Facilitate the effective operation of Council's Audit, Risk and Improvement Committee	Four meetings held by 30 June 2025	Manager Governance, Risk and Corporate Performance
		CC2.1.2	Develop and implement an effective Internal Audit Program to provide assurance on critical systems, controls and processes	One completed by 31 March 2025	
		CC2.1.3	Develop and implement an Enterprise Risk Management Framework to mitigate risks and maximise opportunities	Reviewed by 31 March 2025	
		CC2.1.4	Maintain and review Council's Delegations Register	Reviewed by 31 December 2024	

CC2 Governance and Strategy (continued)

Outputs to achieve this outcome		How we will measure our performance		Target	Responsible
CC2.2	Continually develop, implement and improve Council's Business Excellence Program	CC2.2.1	Deliver LEAN training to Council's workforce to improve efficiency across Council's organisation and operations	One per year	Manager Governance, Risk and Corporate Performance
		CC2.2.2	Undertake a service review of Council's core function services	Once per year	
		CC2.2.3	Support Council staff with project management responsibilities to undertake Diploma in Project Management	Complete by 30 June 2025	
		CC2.2.4	Incorporate sub-delegations pertaining to contract management into broader review of Delegations Register	Incorporated by 31 October 2025	Manager Governance, Risk and Corporate Performance
		CC2.2.5	Review currently held Bank Guarantees to determine currency	Reviewed by 30 December 2024	Manager Governance, Risk and Corporate Performance
		CC2.2.6	Maintain and review Council's Government Information (Public Access) ("GIPA") Register	GIPA Register updated by 31 December 2024	Records and Information Management Coordinator
		CC2.2.7	Maintain and review Council's Contracts Register	Published to Council's website within 20-days of awarding	Procurement, Contracts and Insurance Coordinator
		CC2.2.8	Facilitate increased utilisation of VendorPanel to create efficiencies and improve transparency in our procurement processes	60% procurements completed via VendorPanel	
CC2.3	Continually develop Council's Work Health and Safety Management System ("WHSMS")	CC2.3.1	Maintain International Standard 45001 OH&S Management System accreditation	Maintained	Work Health and Safety Coordinator
CC2.4	Coordinate and manage Council's IP&R Framework	CC2.4.1	Undertake community consultation with Parkes Shire to inform development and review of IP&R Framework	Completed by 30 June 2025	Corporate Planning and Performance Coordinator
		CC2.4.2	Develop and adopt all IP&R documents within legislated timeframes	100% compliance	
		CC2.4.3	Report on our progress in achieving our Delivery Program and Operational Plan	Six monthly reports to Council	

CC2 Governance and Strategy (continued)

Outputs to achieve this outcome		How we will measure our performance		Target	Responsible
CC2.5	Continually develop and implement Council's information and Records Management Framework	CC2.5.1	Establishment of Records and Information Working Group	Working group established by 30 June 2025	Records and Information Management Coordinator
		CC2.5.2	Continue the development of Council's Information Asset Register	Information Asset Register developed by 30 June 2025	
		CC2.5.3	Provide regular reports on the Current State Assessment Report to the Audit, Risk and Improvement Committee	Reports provided quarterly to the Audit, Risk and Improvement Committee	
		CC2.5.4	Ensure management of Council's physical records is in accordance with the State Records Act	Increase in compliance with State Records Act	
		CC2.5.5	Develop procedures to support policies managed in line with Council's Information and Records Management Framework	Procedures developed by 30 June 2025	
		CC2.5.6	Implement ongoing Records and Information Management training program to all work areas	Training held with 50% of staff by 30 June 2025	
		CC2.5.7	Undertake State Records NSW "Records Management Assessment Tool" and report outcomes to the Audit, Risk and Improvement Committee	Achievement of Level 2 maturity level	
		CC2.5.8	Development of Records and Information Management Strategic Plan	Records and Information Management Strategic Plan by 30 June 2025	
CC2.6	Government Information (Public Access) GIPA	CC2.6.1	Reporting December	By December 2024	
		CC2.6.2	Agency information guide updated every 12 months	Annual	
		CC2.6.3	Work with teams across the organisation to have accurate up to date information on Councils website in line with open access and proactive release guidelines	100%	

We will manage Civic Operations in line with regulations to support decision-making and drive positive outcomes for the community.

How this function links to the Community Strategic Plan

Community	Economy	Environment	Civic leadership
			4.1.2 Provide open and transparent decision-making and undertake the civic duties of Council with professionalism and integrity

Outputs, measures and targets

Outputs to achieve this outcome		How we will measure our performance		Target	Responsible
CC3.1	Manage Council's Civic Operations in line with regulations	CC3.1.1	Hold elections as required by regulatory standards	100% compliance	Director Customer, Corporate Services and Economy
		CC3.1.2	Provide training and support to elected officials in line with the Councillor Induction and Professional Development Program	4 professional development activities held	Manager Governance, Risk and Corporate Performance
		CC3.1.3	Ordinary Council Meetings are held in line with Council's Code of Meeting Practice	10 meetings held per year	
CC3.2	Provide guidance and planning support for Civic events	CC3.2.1	Hold 2025 Australia Day celebrations throughout the Parkes Shire	Celebrations held	Events and Festivals Specialist
		CC3.2.2	Recognise community heroes through the Australia Day Awards Scheme 2025	Awards Scheme administered	Executive and Councillor Support Coordinator
		CC3.2.3	Partner with RSL Sub-branches to hold 2025 ANZAC Day Commemoration Services throughout the Parkes Shire	Commemoration Services held	Events and Festivals Specialist
		CC3.2.4	Citizenship ceremonies to be held within six months of application received.	2 per year	Executive and Councillor Support Coordinator
		CC3.2.5	Community Financial Assistant grants conducted	2 rounds per year	Manager Governance, Risk and Corporate Performance

CC4

People, Safety and Culture

We will implement appropriate strategies as detailed in Council's Workforce Management Plan ("WMP") to develop a vibrant workforce equipped to deliver progress and value to our community. Undertake sustainable workforce planning and adapt to change through an innovative, smart, safe, and compliant workplace culture.

How this function links to the Community Strategic Plan

Community	Economy	Environment	Civic leadership
1.4.3: Improve access to meaningful employment for people with disability	2.4.3: Traineeship and employment pathways are available for all sectors		4.3.2: Establish Parkes Shire Council as an employer of choice that recruits, develops, and retains talented staff that reflects our diversity and facilitates as contemporary, diverse workforce with a robust safety culture

Outputs, measures and targets

Outputs to achieve this outcome		How we will measure our performance		Target	Responsible
CC4.1	Enhance workforce planning procedures and tools to guide decision-making (<i>WMP 1.1</i>)	C4.1.1	Workforce data provided to Executive Leadership Team ("ELT")	Monthly report to ELT	Manager People, Safety and Culture
CC4.2	Promote the benefits of working at Parkes Shire Council (<i>WMP 1.2</i>)	C4.2.1	Employee Value Proposition ("EVP") documented and promoted on Council's website and across our recruitment marketing collateral	EVP documented and promoted	Manager People, Safety and Culture
CC4.3	Improve recruitment marketing and promotion (<i>WMP 1.3</i>)	C4.3.1	Recruitment Marketing Strategy and Guidelines	Strategy and Guidelines developed	Corporate Communications and Media Specialist
CC4.4	Ensure a merit-based approach to recruitment across the organisation (<i>WMP 1.4</i>)	CC4.4.1	Provide biennial merit-based recruitment training to all recruiting managers	Training delivered to all recruiting managers	Learning and Development Coordinator
CC4.5	Review and improve recruitment actions to ensure values – and behaviour-based recruitment (<i>WMP 1.5</i>)	CC4.5.1	LGNSW Capability Framework implemented across position descriptions	100% of all position descriptions reviewed and updated	Human Resources Specialist
CC4.6	Potential successors are identified, confirmed and provided with tailored development opportunities (<i>WMP 2.4</i>)	CC4.6.1	Talent Management Framework identified and action plan developed	Overarching framework identified and action plan to develop framework created	Learning and Development Coordinator

CC4 People, Safety and Culture (continued)

Outputs to achieve this outcome	How we will measure our performance	Target	Responsible
CC4.7 Undertake regular reviews to recognise employees' capabilities and performance (<i>WMP 3.1</i>)	CC4.7.1 Employee reviews completed	100% of employee reviews are completed	Executive Leadership Team
CC4.8 Apply Attraction and Retention incentives (<i>WMP 3.3</i>)	CC4.8.1 Develop Attraction and Retention Policy	Policy developed and adopted	Human Resources Specialist
CC4.9 Ensure our organisation and operations are resilient and able to deal effectively with disruption (<i>WMP 4.2</i>)	CC4.9.1 Review, monitor and refine Council's Business Continuity Plan ("BCP")	BCP sub-plans reviewed	Manager Governance, Risk and Corporate Performance
	CC4.9.2 Conduct BCP exercises	One exercise conducted each year	
CC4.10 Facilitate a culture of continuous improvement in service delivery across our organisation (<i>WMP 4.5</i>)	CC4.10.1 Deliver biennial LEAN training	LEAN training delivered	Learning and Development Coordinator
CC4.11 Injured employees are effectively returned to the workplace (<i>WMP 5.2</i>)	CC4.11.1 Train and skill people leaders on injury management role and process	Training delivered to all people leaders	Work Health and Safety Lead
CC4.13 Review and implement Council's Equal Employment Opportunity Program (<i>WMP 1.7</i>)	CC4.13.1 Review and promote Council's Equal Employment Opportunity Management Plan	Equal Employment Opportunity Management Plan reviewed and promoted	Manager People, Safety and Culture

CC5 Finance

We will comply with financial policies and accounting standards, enabling us to operate as a financially sustainable organisation. We will continue to focus on cost containment to improve performance and to deliver enhanced cash reserves for the organisation.

How this function links to the Community Strategic Plan

Community	Economy	Environment	Civic leadership
			4.2.2: Operate in a financially sustainable and responsible manner

Outputs, measures and targets

Outputs to achieve this outcome		How we will measure our performance		Target	Responsible
EE5.1	Financial Reporting	EE5.1.1	Annual financial statements submitted in line with statutory deadlines	31 October 2025	Chief Financial Officer
		EE5.1.2	Achieve a positive Operating performance ratio	≥0%	
		EE5.1.3	Achieve an unrestricted ratio greater than the Office of Local Government ("OLG") benchmark	≥1.5x	
		EE5.1.4	Debt service cover ratio	≥2x	
		EE5.1.5	Cash expense cover ratio	≥ 3 months	
EE5.2	Management Accounting	EE5.2.1	Monthly management reports are submitted to the Senior Leadership Team on time	Reports submitted by the 14th of each month	Chief Financial Officer
		EE5.2.2	Quarterly Budget Review Statements are submitted on time	Submitted within two months of end of Quarter	
EE5.3	Creditors and purchasing	EE5.3.1	Percentage of purchase orders raised before invoice date	90%	Chief Financial Officer
EE5.4	Debtors	EE5.4.1	Percentage of rates and annual charges outstanding	Less than 10%	Chief Financial Officer
		EE5.4.2	Own source operating revenue ratio	≥60%	
EE5.5	Fixed Asset Accounting	EE5.5.1	Monthly CAPEX reports are submitted to the Senior Leadership Team on time	Reports submitted by the 14th of each month	Chief Financial Officer
		EE5.5.2	Monitor current progress to prevent budget overruns by distributing and discussing reports monthly	Reports provided by the 14th of each month	
		EE5.5.3	Total Value/projects of work in progress account for Council's general fund activities	Declining	

CC6 Fleet

We will maintain Council's heavy plant and equipment, plan and procure new assets and monitor regular plant safety inspections.

How this function links to the Community Strategic Plan

Community	Economy	Environment	Civic leadership
			4.2.3 Develop and implement an asset management framework that ensures existing and future infrastructure is affordable, funded and maintained to ensure inter-generational equity

Outputs, measures and targets

Outputs to achieve this outcome		How we will measure our performance		Target	Responsible
CC6.1	Support Council operations with effective fleet procurement	CC6.1.1	Plant uptime across fleets meets operational need within budgetary constraints	95%	Fleet and Depot Coordinator
CC6.2	Support Council operations with effective fleet management and maintenance	CC6.2.1	Maintenance of heavy plant, light vehicles and small plant and equipment to support Council services and programs	Maintenance achieved	Fleet and Depot Coordinator
		CC6.2.2	Implement the 2024-25 Plant Replacement Program that aligns with service needs	36 items of plant and equipment replaced Annual Plant Disposal report provided to the Plant Procurement Committee	
		CC6.2.3	Prepare and adopt an Electric Vehicle Strategy	Policy adopted by 30 June 2025	
CC6.3	Monitor efficiencies of Council's fleet to ensure a safe working environment that aligns with organisational needs	CC6.3.1	Introduction of the new GPS system	Installed in relevant Council-owned vehicles by 30 June 2025	Fleet and Depot Coordinator
		CC6.3.2	Utilisation of plant and equipment in accordance with Institute of Public Works Engineering Australasia Limited ("IPWEA") plant and equipment benchmarks	Attend workshop one per year	
		CC6.3.3	Implement asset protections at the Council depot	Implement by 30 June 2025	

CC7

Council Land and Buildings

We will comply with the statutory requirements of public land and building including planning for renewals and/or upgrades and environmental management of Council land.

How this function links to the Community Strategic Plan

Community	Economy	Environment	Civic leadership
1.4.2: Improve access to buildings, spaces, places, and activities for people with disability			

Outputs, measures and targets

Community outcomes		How we will measure our performance		Target	Responsible
CC7.1	Ensure effective management of all Council-owned and Crown land parcels	CC7.1.1	Develop Plans of Management for Community Land	Developed by 30 June 2025	Manager Facilities
		CC7.1.2	Development of business model for Carrington Hotel	Delivered by 30 June 2025	
		CC7.1.3	Development of business model for Spicer Caravan Park	Delivered by 30 June 2025	
CC7.2	Foster relationships between Council and user groups in a bid to provide opportunities for the community to be involved in a wide range of activities and recreational programs	CC7.2.1	Number of Park Bookings received	Average five per month	

CC8

Council Environmental Management

We will implement appropriate measures to ensure all environmental management activities progress. The potential impacts, environmental legislation and biosecurity will have been considered.

How this function links to the Community Strategic Plan

Community	Economy	Environment	Civic leadership
	2.2.3: Identify and implement improvements to Parkes Shire Council's services, facilities and operations to utilise new technology and reduce emissions	3.1.1 Preserve and maintain areas of high natural value along with heritage buildings, objects, and places of interest 3.1.2 Support healthy ecosystems and identify and manage threats to local flora and fauna 3.1.3 Effectively manage our public lands, reserves and cemeteries 3.1.4 Ensure compliance with environmental regulations and controls	

Outputs, measures and targets

Outputs to achieve this outcome		How we will measure our performance		Target	Responsible
CC8.1	Sustainable environmental management of Council owned and managed land	CC8.1.1	Utilise Council's Crown Land Environmental Masterplan, to ensure biodiversity is considered, when undertaking activities at all Crown Land owned, Parkes Shire Council managed reserves	Achieve	Water Quality and Sustainability Specialist
CC8.2	Sustainable environmental management system for Council operations	CC8.2.1	Operational activities are completed with environmental impacts taken into consideration in line with Council's Environment Management Plan and regulations	Achieve	Water Quality and Sustainability Specialist
CC8.3	Develop, facilitate, and deliver environmental, sustainability and energy efficiency initiatives	CC8.3.1	Support and partner with Central West Lachlan Landcare to deliver environmental initiatives within the Parkes Shire	3 initiatives conducted	Environmental and Sustainability Coordinator
		CC8.3.2	Support local schools to undertake environmental, sustainability and energy efficiency initiatives	3 activities supported	

CC9

Customer Service

We will implement appropriate systems, processes, and technology to deliver high-quality, informative and responsive customer service.

How this function links to the Community Strategic Plan

Community	Economy	Environment	Civic leadership
			<p>4.2.4 Implement an ongoing service review and business improvement program to ensure Parkes Shire Council's services are sustainable</p> <p>4.3.1 Provide customer service excellence and develop, implement, and review systems and processes to improve customer experience</p>

Outputs, measures and targets

Outputs to achieve this outcome		How we will measure our performance		Target	Responsible
CC9.1	Provide customers with prompt responses to customer requests	CC9.1.1	Increase usage of customer requests received and processed via online Customer Request Management (CRM) portal	5% increase	Customer Experience Coordinator
		CC9.1.2	Promote and facilitate effective customer service for all areas of Council.	Customer requests are responded to within 10-days	

CC9 Customer Service (continued)

Outputs to achieve this outcome		How we will measure our performance		Target	Responsible
CC9.2	Monitor and improve customer service across Council's organisation and operations	CC9.2.1	Provide updates on customer service reform to ELT, connected management team and Council	Monthly updates provided	Customer Experience Coordinator
		CC9.2.2	Complete the Customer Service Centre foyer refurbishment	Completed by 30 June 2025	Director of Customer, Corporate Services and Economy
		CC9.2.3	Initiate professional Customer Service training for all customer service staff	Training initiated by 30 June 2025	Learning and Development Coordinator
		CC9.2.4	Convene regular Customer Experience Coordinator meetings with all Directors and key personnel	Meetings held each quarter	Customer Experience Coordinator
		CC9.2.5	Increase capacity of Customer Service staff to manage routine planning inquiries and move to either an appointment model for complex planning matters or limited hours access to duty planners	New model implemented by 30 June 2025	
		CC9.2.6	Implement improved workflows and internal protocols for the management of common customer inquiries involving one or more department	Improved workflows and internal protocols implemented by 30 June 2025	Manager of Customer and Information Services
		CC9.2.7	Update and promote Council's website as the first port-of-call for up-to-date Council information	Website updated and promoted	Corporate Communications and Media Specialist
		CC9.2.8	Develop a plain English Frequently Asked Questions (FAQ) document that is accessible for all staff on the most common customer service enquiries	FAQ document developed 31 December 2025	Customer Experience Coordinator
		CC9.2.9	Establish processes to prepare customer service performance reports with agreed outcomes and measures for review to the Connected Management Team	Quarterly reports prepared	
		CC9.2.10	Provide updates on Customer Service Reform to Executive Leadership Team, Connected Management Team and Council	Monthly updates provided	

CC10

Community Services and Wellbeing

We will implement appropriate frameworks and strategies, as outlined in Council's Disability Inclusion Action Plan ("DIAP"), to ensure residents of the Shire have access to services, groups and activities that have a positive impact on community wellbeing.

How this function links to the Community Strategic Plan

Community	Economy	Environment	Civic leadership
<p>1.3.4 Celebrate the history, heritage and culture of the Wiradjuri people and their connection to country, and provide opportunities for reconciliation, interpretation and understanding</p> <p>1.4.1 Promote positive attitudes and behaviours towards people with disability</p> <p>1.4.4 Improve access to services, systems, and processes for people with disability</p>			

Outputs, measures and targets

Outputs to achieve this outcome	How we will measure our performance	Target	Responsible
CC10.1 Review Council induction materials, to incorporate the topic of disability inclusion, to ensure staff have the knowledge to communicate with people respectfully, confidentiality and effectively with a disability (<i>DIAP 1.1.3</i>)	CC10.1.1 Customer service training held with the inclusion of disability awareness and person-centred communication	Training completed by 30 June 2025	Learning and Development Coordinator
CC10.2 Ensure that all relevant staff have knowledge of accessibility features of venues and buildings (<i>DIAP 1.3.3</i>)	CC10.2.1 Resources developed highlighting accessibility features of Council venues and buildings	Developed by 30 June 2025	Manager Facilities
CC10.3 Improve accessibility and inclusion of Council operated public recreation, learning and leisure facilities (<i>DIAP 2.2.2</i>)	CC10.3.1 Review Parkes Shire Visitor Guide to ensure the details of access features of places and interest in the Parkes Shire are included	Review by 30 June 2025	Tourism and Visitor Services Coordinator

CC10 Community Services and Wellbeing (continued)

Outputs to achieve this outcome		How we will measure our performance		Target	Responsible
CC10.4	Improve access to Council Administration Centre and Visitor Information Centre (VIC), including way finding (DIAP 2.3.1)	CC10.4.1	Review undertaken on Council's Administration Centre to determine if VIC buildings are accessible and fitted with advanced technologies to meet the varied needs of users	Review by 30 June 2025	Director Planning and Community Services
CC10.5	Promote representation of people with disability in Council's workforce to the public (DIAP 3.1.2)	CC10.5.1	Council website updated to promote representation of employees with disability	Updated by 30 June 2025	Corporate Communications and Media Specialist
CC10.6	Identify and implement services and systems that support people with disability being retrained within the workforce (DIAP 3.1.3)	CC10.6.1	Services and systems identified and improved/implemented	Implemented by 30 June 2025	Manager People, Safety and Culture
CC10.7	Develop and promote flexible working arrangements and in-house support to recruit and retain people with disability in Council's workforce (DIAP 3.1.4)	CC10.7.1	Flexible working arrangements policy reviewed	Policy reviewed by 30 September 2024	Manager People, Safety and Culture
CC10.8	Promote information for people with disability on how to volunteer and access work experience (DIAP 3.2.1)	CC10.8.1	Council website updated to include information for people with disability on how to volunteer and access work experience	Website update by 30 June 2025	Corporate Communications and Media Specialist
CC10.9	Facilitate programs to assist to address the gap in servicing the early education needs for children with disability in the Parkes Shire (DIAP 3.3.1)	CC10.9.1	Programs delivered to early childhood children with disability	Number of programs delivered	Central West Childcare Services Coordinator
CC10.10	Advocate for improved health services within the Shire	CC10.10.1	Participation in regular meetings with the Local Health District	4 meetings attended per year	Director Planning and Community Services
		CC10.10.2	Percentage of Incentive applications processed for medical services within the Parkes Shire	Increasing	

CC11

Communication and Engagement

We will promote the Parkes Shire as a place to live, work, invest and visit, and ensure our brand and our communication is inclusive and assists in connecting Council with our vibrant community.

How this function links to the Community Strategic Plan

Community	Economy	Environment	Civic leadership
	4.1.1 Effectively collaborate, engage, and communicate with our community to inform decision making and promote services, projects and initiatives		

Outputs, measures and targets

Outputs to achieve this outcome		How we will measure our performance		Target	Responsible
CC11.1	Development of a multi-faceted Communications Strategy to improve communications with our community	CC11.1.1	Develop a Communications and Engagement Strategy	Strategy adopted by 30 June 2025	Communications and Engagement Specialist
CC11.2	Manage Council's online presence, including website and social media, to ensure effective communication and dissemination of information	CC11.2.1	Maintain current performance (google analytics and social media insights)	Maintain	Communications and Engagement Specialist



Financial projections for operational activities

Principal Activities	Operating Income (\$)	Operating Expenses (\$)	Operating Result before Capital Grants (\$)
Information Communications and Technology	0	1,284,086	(1,284,086)
Governance and Strategy	0	1,297,759	(1,297,759)
Civic	0	892,769	(892,769)
People, Safety and Culture	56,415	1,301,952	(1,245,537)
Finance	22,527,505	2,167,683	20,359,719
Fleet	235,800	(806,052)	1,041,852
Council Land and Buildings	275,670	581,330	(305,660)
Council Environmental Management	0	0	0
Customer Service	0	538,047	(538,047)
Community Services and Wellbeing	0	0	0
Communication and Engagement	0	319,796	(319,796)
Total	23,095,387	7,577,369	15,518,018

Capital projects

Principal Activities	Capital Project	2024-25 (\$)
Information Communications and Technology	Replication Server & Backup changes	20,000
	Welcome Street - Networking - Radio link installation, cabling, racking	15,000
	Pavilion and Chambers Sound and video integration Teams	20,000
	Device Replacement (Laptops Mobiles Tablets)	125,000
	Councillor Devices (Election 2024)	20,000
	Printer Lifecycle Management	20,000
	General critical network infrastructure upgrade	10,000
	General CCTV Upgrades - CBD, Lions Park, Depot, Animal Shelter	65,000
	Sewer CCTV implementation or upgrade (Sewer)	45,435
	Sewer Radio Link WTP and STP upgrade over 5 years old (Sewer)	20,000
	Cemetery - Update to electronic records management	80,000
	Technology One Ci to CiA upgrade	50,000
	Software Improvements - Snap Send Solve, Copilot	10,000
Fleet	PSC - Trundle Depot	140,000
	Parkes Council Depot Upgrades - FAGS	200,000
	Plant and equipment (Water Trailer) Sewer Fund	132,000
	PSC - Heavy plant and light vehicles	2,000,000
Council Land and Building	CWCS - Shade sail at Preschool	15,000
	Buildings (10 yr. projects to be prioritised) - (PSC)	457,000
Total Capital Expenditure		3,444,435

Proposed future works

There is no commitment from Council, that proposed future works will be delivered, as they are reliant on availability of internal funds and the provision of external funds.

Principal Activities	Township / Location	Proposed Future Works	Method of Identification
Council Environmental Management	Shire	Solar Panel Community Project	2021 Community Engagement
Customer Service Upgrade	Parkes	Accessible Car Space(s)	2023-24 Operational Plan public exhibition – have your say

Sustainable Development Goals

Council aims to localise the Sustainable Development Goals and address issues that are prevalent both within the Shire and across the world. The scope of influence that Council holds varies between organisational functions, principal activities, and Sustainable Development Goals. Within the Council and Corporate Function Council performs activities that largely control and influence the Shires ability to reach the Sustainable development goals of Peace, Justice and Strong Institutions and Decent Work and Economic Growth.



06

Economy and activation



Millions generated
per year from Festivals
across the Shire



\$66M visitor economy



\$68.4M Grant funding
secured since 2016

Overview

Council performs activities to ensure the Parkes Shire is home to a diverse, thriving economy which supports traditional and new industries, accommodates continued population growth, and provides quality employment, education and training opportunities. Council performs four principal activities to ensure the Shire's economy can continue to grow, these being Economic Development, Grants, Events and Festivals and Tourism and Destination Marketing.

Council recognises the potential commercial benefit that activities within this function can deliver to the community and the inability for private sector providers to lead these services and opportunities. As a result, Council fulfils the responsibility of these activities for the Shire when possible. There is also potential for these activities to provide a commercial benefit to the Council through continued investment within the local economy. Council aims for these functions to be as self-sufficient as possible over time, enabling both operational and long-term costs to be largely generated by the activities themselves.

EE1 Economic Development

We will provide support to businesses through the facilitation of various business support, growth and investment opportunities.

How this function links to the Community Strategic Plan

Community	Economy	Environment	Civic leadership
	<p>2.1.3: Support local agriculture, tourism, and retail sectors by promoting diversification, value-adding and capacity building</p> <p>2.2.2: Develop Parkes Shire's smart economy to provide new opportunities for local business, generate new revenue and increase economic prosperity</p> <p>2.4.4: Support industry in attracting skilled professionals</p>		

Outputs, measures and targets

Outputs to achieve this outcome		How we will measure our performance		Target	Responsible
EE1.1	Deliver the Economic Development Strategy to plan for future jobs and growth	EE1.1.1	Review the Economic Development Strategy	Strategy adopted by 30 June 2025	Economic Development Specialist
EE1.2	Support businesses and industry groups within the Shire	EE1.2.1	Provide businesses with relevant information and opportunities through an e-newsletter and other engagements and activities where relevant.	One newsletter and/or engagement opportunity per quarter	Economic Development Specialist
EE1.3	Support businesses and industry groups within the Shire	EE1.3.1	Elevate the profile of local business through inclusion on Parkes Industrial Park entry signage for relevant businesses	Conduct a quarterly review and update	Economic Development Specialist
EE1.5	Facilitate investment projects that match our economic development priorities	EE1.4.1	Collaborate with Regional Growth NSW Development Corporation (RDGC) to support interested investors through investor enquiry process	100% of meetings attended	Executive Manager Economy, Destination and Activation

Outputs to achieve this outcome		How we will measure our performance		Target	Responsible
EE1.6	Develop Parkes Shire's smart economy to provide new opportunities for local business, generate new revenue and increase economic prosperity	EE1.6.1	Support the vibrancy of the Parkes CBD with street banners and special activations	Ensure street banners are vibrant and well-maintained and coordinate activation of the main street for the 2024 Christmas period	Economic Development Specialist

EE2 Grants

We will provide support to businesses and individuals, meet the community's needs, build skills and resilience, and develop and maintain community infrastructure and services through the facilitation of Council's Grants Program.

How this function links to the Community Strategic Plan

Community	Economy	Environment	Civic leadership
	2.2.2: Develop Parkes Shire's smart economy to provide new opportunities for local business, generate new revenue and increase economic prosperity		

Outputs, measures and targets

Outputs to achieve this outcome		How we will measure our performance		Target	Responsible
EE2.1	Promote and support grant opportunities within the Shire	EE2.1.1	Number of Council grant applications submitted	20 per year	Corporate Grants Specialist
		EE2.1.2	Number of Community grant applications submitted	20 per year	
		EE2.1.3	Success rate of Community grants applied for	50%	
		EE2.1.4	Success rate of Council grants applied for	50%	
		EE2.1.5	Number of successful grant application in each township	Two per year per township	
		EE2.1.6	Number of community grant newsletters published	Six newsletters published	
		EE2.1.7	Number of community groups and businesses that accessed Council's grant preparation activities	30 per year	
		EE2.1.8	Presentation of Grants Update tabled at the Councillors Workshop	One per quarter	

EE3

Events and Festivals

We will work with our community to deliver a financially sustainable Events and Festivals program including the annual Elvis Festival and Trundle ABBA Festival.

How this function links to the Community Strategic Plan

Community	Economy	Environment	Civic leadership
1.3.2 Deliver and support events, festivals and celebrations that promote engaged citizenship and foster community pride	2.2.2: Develop Parkes Shire's smart economy to provide new opportunities for local business, generate new revenue and increase economic prosperity		

Outputs, measures and targets

Outputs to achieve this outcome		How we will measure our performance		Target	Responsible
EE3.1	Develop funding, corporate partnerships and sponsorships to ensure financial sustainability of Council's events and festivals	EE3.1.1	Attract and retain partnerships to deliver Council-run events and festivals	\$230,000 partnership value	Event Attraction and Sponsorship Coordinator
		EE3.1.2	Maintain funding from Destination NSW to deliver Parkes Elvis Festival	Funding maintained	
EE3.2	Deliver the Parkes Elvis Festival and Trundle ABBA Festival	EE3.2.1	Trundle ABBA Festival 2024 is delivered on budget and in accordance with the endorsed Event Management Plan	(\$186,578) net operating result in line with event delivery 19 October 2024	Events and Festivals Specialist
		EE3.2.2	Parkes Elvis Festival 2025 is delivered on budget and in accordance with the endorsed Event Management Plan.	(\$566,700) net operating result in line with event delivery 8-12 January 2025	
		EE3.2.3	Develop a detailed Event Management Plan for the Trundle ABBA Festival 2025	Developed by 31 March 2025	
		EE3.2.4	Develop a detailed Event Management Plan for the Parkes Elvis Festival 2026	Developed by 31 March 2025	
EE3.3	Improve the planning, delivery and evaluation of Council's Events and Festivals program	EE3.3.1	Implement improvement opportunities identified via Event Management Service Review	All high-priority actions implemented by 30 June 2025	Events and Festivals Specialist
		EE3.3.2	Develop and endorse a Major Events and Festivals Strategy	Strategy endorsed by 30 October 2024	Events and Festivals Specialist

EE3 Events and Festivals (continued)

Outputs to achieve this outcome		How we will measure our performance		Target	Responsible
EE3.4	Promote Parkes Shire as a preferred location for targeted tourism and business events	EE3.4.1	Develop marketing collateral to promote Parkes as a preferred location for events.	Developed by 31 December 2025	Event Attraction and Sponsorship Coordinator
		EE3.4.2	Attract new business events to the Shire	One new event per year	
EE3.5	Develop and implement a balanced program to support business and tourism events throughout the year	EE3.5.1	Develop 2025/26 Events Calendar containing all Council-run, community and destination events	Developed by 30 June 2025	Events and Festivals Specialist
		EE3.5.3	Deliver Community Events Financial Assistance Grant Program.	\$100,000 funding allocated	

EE4

Tourism and Destination Marketing

We will grow our vibrant visitor economy through the support of new tourism product development, delivery of quality visitor information services, and the implementation of a renewed Destination Management Plan.

How this function links to the Community Strategic Plan

Community	Economy	Environment	Civic leadership
	2.1.2 Promote Parkes Shire as a tourist destination and support the continued growth of our visitor economy		

Outputs, measures and targets

Outputs to achieve this outcome		How we will measure our performance		Target	Responsible
EE4.1	Develop and grow regional tourism partnerships to support increased visitation	EE4.1.1	Collaborate with tourism bodies including Destination Network Central West and the Central NSW Joint Organisation Tourism Group to foster tourism development	100% of meetings attended	Executive Manager Economy and Engagement
		EE4.1.2	Foster development of new tourism products	One new experience developed	Executive Manager Economy and Engagement
EE4.2	Manage the delivery of high-quality visitor information services at the Henry Parkes Centre	EE4.2.1	Maintain Level two Visitor Information Centre Accreditation	Maintain accreditation	Tourism and Visitor Services Coordinator
		EE4.2.4	Update the Henry Parkes Centre Masterplan with a revised version that sets out a vision for the centre and priority improvements	Masterplan adopted by 30 June 2025	Economic Development Specialist
EE4.3	Ensure that visitor information is accessibly available across the Shire	EE4.3.1	Visitor Information available in each township	Five townships	Tourism and Visitor Services Coordinator



Financial projections for operational activities

Principal Activities	Operating Income (\$)	Operating Expenses (\$)	Operating Result before Capital Grants (\$)
Economic Development	100,000	587,189	(487,189)
Grants	0	194,574	(194,574)
Events and Festivals	1,307,000	2,367,513	(1,060,513)
Visitor Economy	95,774	514,104	(418,330)
Total	1,502,774	3,663,380	(2,160,606)

Capital projects

Principal Activities	Capital Project	2024-25 (\$)
Economic Development	SCCF R5 - Parkes Shire LGA Town and Tourism Signage Strategy - Stage 1 (<i>partially grant funded</i>)	77,900
Total Capital Expenditure		77,900

Proposed future works

There is no commitment from Council that proposed future works will be delivered as they are reliant on availability of internal funds and the provision of external funds.

Principal Activities	Township / Location	Proposed Future Works	Method of Identification
Economic Development	Shire	Provide support and investment for the entry of new businesses within the Shire through the utilisation of current infrastructure to attract business	2021 Community Engagement
		Expand outdoor dining through business support and facilitation	2021 Community Engagement
		Provide and support businesses and initiatives that children and young people can actively engage with	2021 Community Engagement
Tourism and Destination Marketing	Shire	Provide/support steam train to villages within the Shire	2021 Community Engagement
	Parkes	Free camping at Beargamil Dam	2021 Community Engagement
		Provide/develop free RV camp area	2021 Community Engagement
	Bogan Gate	Finalise overnight carpark project	2021 Community Engagement
	Alectown	Activate Primitive campground at the Alectown Recreation Ground	2021 Community Engagement

Sustainable Development Goals

Council aims to localise the Sustainable Development Goals and address issues that are prevalent both within Parkes Shire and across the world. The scope of influence that Council holds varies between organisational functions, principal activities and Sustainable Development Goals. Within the Economy and Engagement Function, Council has the capacity to control and influence the Shires ability in meeting the goals of Decent Work and Economic Growth, Industry, Innovation and Infrastructure and Sustainable Cities and Communities.



07

Emergency services



Management of 30 emergency services buildings



Provision of \$35k to overtake Hazard Reduction Activities



Payment of \$635k for Emergency Services Levy



Provision of facilities for State Emergency Services

Overview

To ensure urgent action can be taken when required, Council provides continued support for emergency services within the Shire. Council provides various forms of support to the Rural Fire Service, NSW Fire Brigades, State Emergency Services, and the Local Emergency Management Committee. Through the provision of funding, compensation, facilities and support in other capacities, these organisations continue to provide emergency responses to members of the community when needed.

EM1

Emergency Services Support

We will provide appropriate support for emergency service providers, ensuring their ongoing involvement within the community remains, to ensure urgent action can be taken when required.

How this function links to the Community Strategic Plan

Community	Economy	Environment	Civic leadership
1.1.4 Provide effective regulatory, compliance and enforcement services			4.1.1 Effectively collaborate, engage, and communicate with our community to inform decision making and promote services, projects and initiatives

Outputs, measures and targets

Outputs to achieve this outcome		How we will measure our performance		Target	Responsible
EM1.1	Local Emergency Management Committee	EMI.1.1	Number of local Emergency Management Committee meetings attended	4 per year	Director Infrastructure and Strategic Futures
		EMI.1.2	Local Emergency Operations Centre maintained in a state of readiness	Maintained	
		EMI.1.3	DISPLAN (Local Disaster Plan) reviewed	Reviewed by 30 June 2025	
EM1.2	Provision of facilities for State Emergency Services	EMI.2.1	Facilities maintained as per agreement with State Emergency Services	Maintained	Director Operations
		EMI.2.2	Investigate suitable locations for proposed new State Emergency Services facility	Facility identified	
EM1.3	Provision of support for Rural Fire Service	EMI.3.1	Councillor representation at Rural Fire Service Committee Meetings	Twelve meetings per year	Director Operations
		EMI.3.2	Service Level Agreement maintained with Rural Fire Service	Maintained	
		EMI.3.3	Maintenance of Rural Fire Service "Red Fleet"	80 items maintained per year	Fleet and Depot Coordinator
		EMI.3.4	Deliver the Coobang RFS Shed project	Delivered by 30 June 2025	Manager Facilities
		EMI.3.5	Deliver the Cookamidgera RFS Shed project	Delivered by 30 June 2025	
EM1.4	Provision of financial support for Emergency Services	EMI.4.1	Financial support provided as per regulatory obligations	Maintained	Director Operations

Financial projections for operational activities

Principal Activities	Operating Income (\$)	Operating Expenses (\$)	Operating Result before Capital Grants (\$)
Emergency Services Support	129,500	736,226	(633,766)
Total	129,500	763,226	(633,766)

Capital projects

There are no Capital projects during 2024-25.

Principal Activities	Capital Project	2024-25 (\$)
Total Capital Expenditure		

Proposed future works

There is no commitment from Council that proposed future works will be delivered as they are reliant on availability of internal funds and the provision of external funds.

Principal Activities	Township / Location	Proposed Future Works	Method of Identification
Emergency Services Support	Parkes	Provision of land for State Emergency Services*	Member for Orange, Mr Phil Donato MP

*This proposed project is dependent on the State Emergency Services building the structure on the purchased land.

Sustainable Development Goals

Council aims to localise the Global Development Goals and address issues that are prevalent both within the Shire and across the world. The scope of influence that Council holds varies between organisational functions. Council is unable to control activities within the Emergency Services function as it is dependent on the actions of external regulation and organisations. Despite this, Council actively supports activities and recognises that Emergency Services role in achieving Sustainable Cities and Communities and Partnerships for The Goals are concerns for the community.





08

Library, culture and social justice



4 library services



Arts and cultural programs and activities



Community wellbeing and social justice program and activities

Overview

The council provides services, activities and facilities that provide outlets for the creation and appreciation of art, culture, and social justice within the community. The Council continues to support and facilitate these activities as it recognises their positive impact on the community.

L1 Library Services

We will ensure the community has access to services, facilities and resources that are inclusive, high quality and contemporary in nature. Support social interaction and encourage lifelong learning. Facilitate and support engaging programs at Shire libraries.

How this function links to the Community Strategic Plan

Community	Economy	Environment	Civic leadership
1.3.1 Provide innovative library services that support social interaction and encourage lifelong learning			

Outputs, measures and targets

Outputs to achieve this outcome		How we will measure our performance		Target	Responsible
L1.1	Enable the continued provision of library services to residents of the Shire	L1.1.1	Increase in the number of in-person visits	Increase 1%	Cultural, Education and Library Services Manager
		L1.1.2	Number of all loaned materials	Increase 1%	
		L1.1.3	Increase in Library members	Increase 1%	
		L1.1.4	Number of Meeting Room bookings	52 bookings per year	
		L1.1.5	Number of people accessing Marramorra Makerspace Studio	250 per year	
L1.2	Facilitate and support engaging Programs at Shire Libraries	L1.2.1	Attendees at Story Time and Rhyme Time	15 per session	Cultural, Education and Library Services Manager
		L1.2.2	Number of Author visits	2 visits per year	
		L1.2.3	Number of reading and writing activities held	12 per year	
		L1.2.4	Number of activities targeting primary, and youth held	30 per year	
		L1.2.5	Number of activities targeting adults held	30 per year	

L2 Arts and Culture

We will enable all members of the community to participate, including to provide accessible facilities, resources and services, enhancing the opportunities for creative arts and cultural activities within the community.

How this function links to the Community Strategic Plan

Community	Economy	Environment	Civic leadership
1.3.2 Celebrate the history, heritage and culture of the Wiradjuri people and their connection to country, and provide opportunities for reconciliation, interpretation and understanding			

Outputs, measures and targets

Outputs to achieve this outcome		How we will measure our performance		Target	Responsible
L2.1	Support the continued operations of Cultural Spaces	L2.1.1	Deliver Science, Technology, Engineering, Arts and Math ("STEAM") programs in Marramorra Makerspace	12 programs delivered	Cultural, Education and Library Services Manager
L2.2	Enable all members of the community to participate in Council led and supported cultural programs	L2.2.1	Implementation of annual Arts Advisory Initiatives	5 initiatives implemented	Cultural, Education and Library Services Manager
		L2.2.2	Provide support for community arts and cultural groups	5 meetings supported	
		L2.2.3	Events held for community and cultural groups	3 events held	
L2.3	Support and facilitate arts and cultural programs for community engagement	L2.3.1	Host local exhibitions	3 exhibitions hosted	Cultural, Education and Library Services Manager
		L2.3.2	Host travelling and non-local exhibitions	One exhibition hosted	
		L2.3.3	Attendees at arts and cultural events	30 attendees per event	
		L2.3.4	Implementation of the art collection policy	Establishing processes by 30 June 2025	

L3

Social Justice

We will advocate for, and facilitate, services and activities, that have the capacity to enhance Community Wellbeing and Social Justice.

How this function links to the Community Strategic Plan

Community	Economy	Environment	Civic leadership
1.3.2 Celebrate the history, heritage and culture of the Wiradjuri people and their connection to country, and provide opportunities for reconciliation, interpretation and understanding			

Outputs, measures and targets

Outputs to achieve this outcome		How we will measure our performance		Target	Responsible
L3.1	Promote Social Justice principals of equity, access, participate and rights within our community	L3.1.1	Initiatives Council supported to promote social justice within the community (women, youth, Indigenous, seniors, people with disabilities)	Five events supported	Director Planning and Community Services
		L3.1.2	Provide a report to the Councillors Workshop on attendance for the five targeted events	Report provided by 30 June 2025	
		L3.1.3	Develop a Youth Strategy	Strategy adopted by 30 June 2025	

Financial projections for operational activities

Principal Activities	Operating Income (\$)	Operating Expenses (\$)	Operating Result before Capital Grants (\$)
Arts and Culture	10,872	82,277	(71,405)
Social Justice	40,000	90,547	(50,547)
Library Services	113,318	810,389	(697,071)
Total	164,190	983,214	(819,024)

Capital projects

Principal Activities	Capital Project	2024-25(\$)
Library Services	Book Vote (<i>partially grant funded</i>)	80,000
	Store Shelving (<i>partially grant funded</i>)	20,000
	Art/Culture/Sculpture Purchasing	5,000
Total Capital Expenditure		105,000



Proposed future works

There is no commitment from Council that proposed future works will be delivered as they are reliant on availability of internal funds and the provision of external funds.

Principal Activities	Township / Location	Proposed Future Works	Method of Identification
Arts and Culture	Shire	Public Art Program	2021 Community Engagement
		Develop a Cultural Spaces Activation Plan	Internal
	Parkes	Walkway with local sculptures at Bushmans Hill	2021 Community Engagement
	Bogan Gate	Tourism-related sculptures and murals	2021 Community Engagement
	Peak Hill	Indigenous art on telegraph poles	2021 Community Engagement
		Signage to acknowledge Wiradjuri persons and history at Peak Hill Weir	2021 Community Engagement
		Public Art Trail to Peak Hill Weir	2021 Community Engagement
		Mosaic Poppy to commemorate the fallen Diggers from Peak Hill and District at the AIF Hall	2021 Community Engagement
		Provide/support Indigenous education and tourism in partnership with Indigenous persons in Peak Hill	2021 Community Engagement

Sustainable Development Goals

Council aims to localise the Sustainable Development Goals and address issues that are prevalent both within the Shire and across the world. The scope of influence that Council holds varies between organisational functions. Within the Library, Culture and Wellbeing function Council's role is to control, influence and recognise the impact this function has on meeting the SDGs. Reduced Inequalities, Sustainable Cities and Communities and Partnerships for the Goals are the goals that Council recognise correlate with the activities, services and facilities provided within this function.



09

Open space and recreation



30 parks and gardens



15 Sportsgrounds



77 Open space facilities



6 cemeteries



4 swimming pools



Wetland restoration
activities

Overview

The Council values the Shire's natural and built environments and effectively plans for a growing community. Council performs the planning, maintenance and development of open spaces and recreation areas across the Shire. By completing these activities, the natural environments within the Shire remain protected and preserved whilst also benefiting the community through the opportunity to utilise and enjoy public spaces.

To ensure the Shire's natural environment is effectively managed, open space and recreation is separated into 6 principal activities. The division of activities ensures, parks and gardens, sport fields, open space facilities, amenities and public toilets, cemeteries, swimming pools and wetlands are managed in accordance with regulatory standards and independent Council requirements.

OS1

Parks and Gardens

To ensure the Shire's natural environment remains protected and preserved the council will continue implementing appropriate planning and maintenance strategies. The Shire is maintained and upgraded to meet community needs.

How this function links to the Community Strategic Plan

Community	Economy	Environment	Civic leadership
1.2.1 Provide vibrant and welcoming town centres, streetscapes, public spaces, and meeting places		3.1.3 Effectively manage our public lands, reserves and cemeteries 3.4.3 Ensure the optimisation of water consumption by promoting reuse opportunities and waste minimisation across the Parkes Shire	

Outputs, measures and targets

Outputs to achieve this outcome		How we will measure our performance		Target	Responsible
OS1.1	Maintain play spaces to meet the communities needs	OS1.1.1	Engage with the community regarding current and upcoming play space developments via various communication channels	Four engagements per year	Shire Presentation Coordinator
		OS1.1.2	Play equipment is inspected in accordance with regulatory standard and guidelines	Six inspections per year	
		OS1.1.3	Action a response to customer requests within 10-days	100% of requests are actioned within 10-days	
		OS1.1.4	Provide support to Council's Major Events and Visitor Economy team through the provision of pre-event and post-event logistical assistance through the management of Council assets	Support provided as needed	

OS2

Sports Fields

We will ensure sporting fields continue to be utilised across the Shire through suitable upgrading, maintenance and development of facilities.

How this function links to the Community Strategic Plan

Community	Economy	Environment	Civic leadership
1.1.1 Provide sport, recreation and play space facilities that encourages participation and support healthy lifestyles		3.1.3 Effectively manage our public lands, reserves and cemeteries	

Outputs, measures and targets

Outputs to achieve this outcome		How we will measure our performance		Target	Responsible
OS2.1	Develop sporting facilities to meet community needs	OS2.1.1	Deliver projects for the sporting communities	Delivered by 30 June 2025	Shire Presentation Coordinator
OS2.2	Maintain sporting fields to ensure they continue meeting community needs, regulatory standards and align	OS2.2.1	Conduct regular inspections on sporting fields meeting regulatory Australian Sporting Codes	100% compliance	Shire Presentation Coordinator
		OS2.2.2	Action a response to customer requests within 10-days	100% of requests are actioned within 10-days	

OS3

Open Space Facilities, Amenities and Public Toilets

We will implement appropriate strategies and plans to ensure open space facilities and amenities are maintained and developed, enabling the community, to better utilise the Shire's open spaces.

How this function links to the Community Strategic Plan

Community	Economy	Environment	Civic leadership
1.1.1 Provide sport, recreation and play space facilities that encourages participation and support healthy lifestyles			

Outputs, measures and targets

Outputs to achieve this outcome		How we will measure our performance		Target	Responsible
OS3.1	Enhance open spaces through the expansion and upgrading of facilities, amenities and public toilets	OS3.1.1	Facilities, amenities and public toilets are inspected in accordance with Inspection Schedule and meet standards	100% compliance	Shire Presentation Coordinator
		OS3.1.2	Action a response to customer requests within 10-days	100% of requests are actioned within 10-days	
		OS3.1.3	Deliver upgrades of infrastructure at Memorial Park, Tullamore	Delivered by 30 June 2025	
		OS3.1.4	Deliver upgrades of infrastructure at Berryman Park, Trundle	Delivered by 30 June 2025	
		OS3.1.5	Deliver upgrades of infrastructure at Burrawang Park, Bogan Gate	Delivered by 30 June 2025	
		OS3.1.6	Deliver upgrades of infrastructure at Kelly Reserve, Parkes	Delivered by 30 June 2025	
OS3.2	Support the use of open spaces through the maintenance of facilities, amenities, and public toilets	OS3.2.1	Audits carried out on facilities, amenities and public toilets.	3 audits per quarter	Manager Facilities
		OS3.2.2	Action a response to customer requests within 10-days	100% of requests are actioned within 10-days	

OS4 Cemeteries

We will utilise appropriate management practices for all cemeteries across the Shire, ensuring ongoing maintenance and planning for future development.

How this function links to the Community Strategic Plan

Community	Economy	Environment	Civic leadership
		3.1.3 Effectively manage our public lands, reserves and cemeteries	

Outputs, measures and targets

Outputs to achieve this outcome		How we will measure our performance		Target	Responsible
OS4.1	Administration of Shire Cemeteries is aligned with regulatory guidelines	OS4.1.1	Number of Burials in Shire Cemeteries	Ongoing	Manager Regulation and Compliance
		OS4.1.3	Action a response to customer requests within 10-days	100% of requests actioned within 10-days	

OS5

Swimming Pools

We will continue implementing suitable frameworks for swimming pools across the Shire. Ensuring the standards of regulatory bodies and the needs of the community through ongoing upkeep and developments. Operate sustainably and safely, implementing suitable frameworks.

How this function links to the Community Strategic Plan

Community	Economy	Environment	Civic leadership
1.1.1 Provide sport, recreation and play space facilities that encourages participation and support healthy lifestyles			

Outputs, measures and targets

Outputs to achieve this outcome		How we will measure our performance		Target	Responsible
OS5.1	Operate Shire swimming pools sustainably and safely	OS5.1.1	Swimming Pool Contractor undertake daily water tests, ensuring results are compliant with the Department of Health Pool Operations standards	100% compliance	Executive Manager Operations
		OS5.1.2	Swimming Pool Contractor to undertake monthly water samples to ensure results are compliant with Department of Health Pool Operations standards	100% compliance	
OS5.2	Continued provision of high quality Learn to Swim Programs	OS5.2.1	Advocate the community to participate in learn to swim classes	Increase in participation	Executive Manager Operations
		OS5.2.2	All Instructors hold a current AUSTSWIM accreditation	100% of instructors hold accreditation	
		OS5.2.3	Report provided by Swimming Pool Contractor detailing the number of instructors holding AUSTSWIM accreditation	Monthly report received	
		OS5.2.4	Swimming Pool Contractor to provide feedback and action a response to customer requests within 10-days	100% of requests actioned within 10-days	

OS6

Wetlands Restoration

We will conduct appropriate established preservation activities, to ensure the ongoing protection and development of natural reserves, to preserve and maintain.

How this function links to the Community Strategic Plan

Community	Economy	Environment	Civic leadership
		3.1.1 Preserve and maintain areas of high natural value along with heritage buildings, objects, and places of interest 3.1.3 Effectively manage our public lands, reserves and cemeteries	

Outputs, measures and targets

Outputs to achieve this outcome		How we will measure our performance		Target	Responsible
OS6.1	Facilitate the restoration of Akuna Wetlands project	OS6.1.1	Provision of progress updates on the Akuna Wetlands Restoration project	Update provided	Environmental and Sustainability Coordinator
		OS6.1.2	Provide community updates of project via various communication channels	Two communication channels used to provide community updates	

Financial projections for operational activities

Principal Activities	Operating Income (\$)	Operating Expenses (\$)	Operating Result before Capital Grants (\$)
Cemeteries	208,264	71,235	137,029
Open Space Facilities, Amenities and Public Toilets	0	771,972	(771,972)
Parks and Gardens	0	1,638,314	(1,638,314)
Sports Fields	61,533	289,080	(220,547)
Swimming Pools	0	991,038	(991,038)
Wetlands Restoration	0	0	0
Total	269,797	3,754,639	(3,484,842)

Capital projects

Principal Activities	Capital Project	2024-25 (\$)
Cemeteries	Parkes Cemetery - Internal road upgrade	100,000
Open Space Facilities, Amenities and Public Toilets	SCCF R5 - Upgrade of infrastructure at Memorial Park Tullamore (<i>grant funded</i>)	63,759
	SCCF R5 - Upgrade of Infrastructure at Berryman Park Trundle (<i>grant funded</i>)	80,000
	SCCF R5 - Upgrade of facilities at Burrawang Park Bogan Gate (<i>grant funded</i>)	10,000
	Open Space - General (PSC)	175,000
	CBD Power	10,000
Sports Fields	SCCF R5 - Cheney Park Rehabilitation Final Stage	700,467
Swimming Pools	Swimming Pools (PSC)	25,000
Wetlands Restoration	Akuna Wetlands Rehabilitation Stage 2 (<i>grant funded</i>)	700,000
Total Capital Expenditure		1,864,226

Proposed future works

There is no commitment from Council that proposed future works will be delivered as they are reliant on availability of internal funds and the provision of external funds.

Principal Activities	Township / Location	Proposed Future Works	Method of Identification
Cemeteries	Peak Hill	Improvements to amenities at Peak Hill Cemetery	2021 Community Engagement
		Installation of roof over cremation wall at Peak Hill Cemetery	2021 Community Engagement

Principal Activities	Township / Location	Proposed Future Works	Method of Identification	
Open Space Facilities, Amenities and Public Toilets	Parkes	Extension of cycling track on Eugowra Road	2021 Community Engagement	
		Motocross Track/Precinct	2021 Community Engagement	
		Lake Endeavour upgrades: <ul style="list-style-type: none">• Installation of footpaths• Installation of a BBQ area• Installation of a walking track• Northparkes Oval accessible to	2021 Community Engagement	
		Peak Hill	Memorial Gardens signage	Peak Hill Community Consultative Committee
	Peak Hill	Upgrade facilities at Peak Hill Skate Park	2021 Community Engagement	
		Heavy pedestrian pathway, upgrade to the Main Street and the pedestrian crossing		
	Trundle	Main Street Master Plan	Trundle and District Progress Association	
		Improvement works to Trundle Showground and Racecourse facilities*		
	Tullamore	Wheelchair-inclusive BBQ upgrades at Memorial Park	2021 Community Engagement	
	Parks and Gardens	Parkes	Community Garden	2021 Community Engagement
Revegetation of Bushman Hill			2021 Community Engagement	
Peak Hill		Peak Hill Nature Reserve Masterplan	Peak Hill Community Consultative Committee	
		Peak Hill Fauna and Flora rejuvenation	Peak Hill Community Consultative Committee	
Trundle		Community Garden at Trundle Library	2021 Community Engagement	
		Community Garden at Trundle Hall	Trundle and District Progress Association	
Tullamore		Native Garden at Tullamore Memorial Park	2021 Community Engagement	
		Pola Park lighting upgrade at emergency helicopter landing area	Tullamore & District Community Consultative Committee	
Parks and Gardens		Bogan Gate	Beautification works at Hutton Street	2021 Community Engagement
			Burrawang Park upgrades: <ul style="list-style-type: none">• Accessible amenities• Outdoor gym	Bogan Gate CCC 2021 Community Engagement

*Improvement works to the Trundle Showground and Racecourse are community based and can be funded from Trundle Town Improvement Funds and/or external grant funding.

Principal Activities	Township / Location	Proposed Future Works	Method of Identification
Sports Fields	Shire	Signage and presentation of sporting field entrances	2021 Community Engagement
	Parkes	Northparkes Oval upgrades: <ul style="list-style-type: none"> • Lighting of field events area • Seating installation • Rejuvenation of turf wicket 	2021 Community Engagement, Parkes Little Athletics
		Cheney/McGlynn Park upgrades: <ul style="list-style-type: none"> • Storage shed 	Internal
		Woodward Oval upgrades: <ul style="list-style-type: none"> • Additional cricket nets • Fencing installation • Electronic scoreboard • Fixed sightscreens 	2021 Community Engagement
		Pioneer Oval upgrades Spicer, Pioneer Northparkes Ovals Master Plan Jock Colley Field Grandstand Concept Design	2021 Community Engagement
		Public access tennis hardcourt	2021 Community Engagement
	Peak Hill	Lindner Oval upgrades: <ul style="list-style-type: none"> • Fencing • Soccer fields • Little Athletics areas • Netball courts • Shared path around sports oval • Dog park with agility equipment 	2021 Community Engagement
	Trundle	Berryman Oval upgrades: <ul style="list-style-type: none"> • Amenities • Tennis court upgrades • Cover for long jump runway 	2021 Community Engagement
Swimming Pools	Parkes	Indoor heated pool	Parkes Shire Indoor Heater Pool Development Study
	Trundle	Trundle Pool upgrades: <ul style="list-style-type: none"> • Amenities 	2021 Community Engagement
Wetlands Restoration	Parkes	Broadwalk for bird watching and recreation	2021 Community Engagement

Sustainable Development Goals

Council aims to localise the Sustainable Development Goals and address issues that are prevalent both within the Shire and across the world. The scope of influence that Council holds varies between organisational functions, principal activities and Sustainable Development Goals. Within the Open Space and Recreation function, Council both controls and influences the Sustainable Development Goals of Sustainable Cities and Communities and Life on Land.





10

Planning, certification and compliance



Development assessments



Local strategic land use planning



Ranger services and companion animals



Environmental health and food safety compliance



Facilitation of planning for affordable housing within the Shire

Overview

Parkes Shire Council values the natural and built environments and effectively plans for a growing community. The council performs activities regarding local strategic land use planning, development assessment, building certification, environmental health and ranger services and noxious weed management. By performing these activities, the Council best ensures the built and physical environment of the Shire correlates with the changing needs of the community. Council is responsible for monitoring and enforcing statutory requirements, to ensure the built environment continues to safely accommodate residents and visitors of the Shire.

P1 Local Strategic Land Use Planning

We will develop Strategic land use plans, enabling the Parkes Shire to meet growth and demand for housing, jobs, and services.

How this function links to the Community Strategic Plan

Community	Economy	Environment	Civic leadership
1.2.2 Plan for more housing choice to support a diversifying community, with an emphasis on more compact housing and affordable housing		3.1.1 Preserve and maintain areas of high natural value along with heritage buildings, objects, and places of interest 3.2.2 Direct new housing growth to appropriate locations where demand is forecast	4.2.3 Develop and implement an asset management framework that ensures existing and future infrastructure is affordable, funded and maintained to ensure inter-generational equity

Outputs, measures and targets

Outputs to achieve this outcome		How we will measure our performance		Target	Responsible
P1.1	Continue implementing land use projects in accordance with the LSPS	P1.1.1	Planning decisions and preparation of development controls continue to align with the Local Strategic Planning Statement (LSPS) 2020	Ongoing	Land Use Planning Specialist
		P1.1.2	Review existing strategic land use plans and policies in line with Council standards and statutory regulation	Conduct one review	

P2

Development Assessment

We will achieve quality land use outcomes and assist people to understand the development process.

How this function links to the Community Strategic Plan

Community	Economy	Environment	Civic leadership
		3.2.1: Manage our built environment in line with the Local Environmental Plan (LEP) and relevant legislation	

Outputs, measures and targets

Outputs to achieve this outcome		How we will measure our performance		Target	Responsible
P2.1	Provide timely, accurate and professional advice and development assessment in line with Local Environment Plan (LEP) and relevant legislation	P2.1.1	Development Applications (DA) are determined in a timely manner whilst maintaining quality land use outcomes	90% of DA determined within a 40-day processing time	Land Use Planning Specialist
P2.2	Promote and support heritage values within the Shire	P2.2.1	Work with the Grants Team to source funding through the NSW Heritage Office and Local Heritage Assistance Funding Program	Ongoing	Land Use Planning Specialist

P3 Building Certification

We will control and regulate the built environment to achieve compliant buildings.

How this function links to the Community Strategic Plan

Community	Economy	Environment	Civic leadership
		3.2.1: Manage our built environment in line with the Local Environmental Plan (LEP) and relevant legislation 3.2.3 Promote sustainable housing design, energy efficiency and water efficiency in new development	

Outputs, measures and targets

Outputs to achieve this outcome		How we will measure our performance		Target	Responsible
P3.1	Provide timely and accurate building certification	P3.1.1	Number of Complying Development Certificates approved within regulatory timeframe	Approved within 10-days or another timeframe as agreed with applicant	Manager Building Certification
P3.2	Support Council's role and obligations under the Swimming Pools Act 1992	P3.2.1	Investigate complaints and enforcement of Swimming Pools Act within regulatory timeframe	100% of complaints are investigated within three days	Manager Building Certification
		P3.2.2	Number of residential swimming pool barrier requests actioned within 10-days	100% actioned within 10-days	
		P3.2.3	Number of compliant swimming pool barrier inspection certificates issued	Issued within three days	
		P3.2.4	Number of non-compliant Swimming Pool Barrier Inspection certificates issued	Issued within seven days	
		P3.2.5	Number of compulsory inspections carried out as per Council's Swimming Pool Inspection Program	100% of inspections carried out	

P4 Environmental Health and Ranger Services

We will support public health and environmental safety through education, inspection and enforcement of government rules and regulations.

How this function links to the Community Strategic Plan

Community	Economy	Environment	Civic leadership
1.1.3 Deliver and support services, programs, and initiatives to promote community safety and reduce crime and anti-social behaviour		3.1.4 Ensure compliance with environmental regulations and controls	

Outputs, measures and targets

Outputs to achieve this outcome		How we will measure our performance		Target	Responsible
P4.1	Provide Food Safety and Public Health monitoring to the Shire	P4.1.1	Undertake annual inspections of registered businesses and report to the Food Authority	100% of registered premises inspected	Manager Regulation and Compliance
P4.2	Provide Ranger Services to the Shire	P4.2.1	Action a response to customer requests within 10-days	100% of requests actioned within 10-days	Manager Regulation and Compliance
		P4.2.2	Number of notices and orders issued	Declining	
		P4.2.3	Number of Companion Animal registrations	Ongoing	
		P4.2.4	Implementing and reviewing of the Companion Animals Plan	100% Advertising	

P5 Noxious Weed Management

We will utilise appropriate biosecurity controls within the Parkes Shire in accordance with regulatory obligations.

How this function links to the Community Strategic Plan

Community	Economy	Environment	Civic leadership
		3.1.2 Support healthy ecosystems and identify and manage threats to local flora and fauna	

Outputs, measures and targets

Outputs to achieve this outcome		How we will measure our performance		Target	Responsible
P5.1	Monitor the control of priority weeds on public and private land under the Biosecurity Act	P5.1.1	Private property inspections per month	12 inspections per month	Environmental and Sustainability Coordinator
		P5.1.2	Monitor and inspect Council owned and managed public land	30 land parcels inspected per year	
		P5.1.3	Monitor and inspect Council owned and managed roadsides	100% of roadsides inspected	
		P5.1.4	Percentage of known infestations inspected and actioned and/or controlled	100% inspected and actioned	
		P5.1.5	Action a response to customer requests within 10-days	100% of requests actioned within 10-days	
P5.2	Provide the Shire with educational opportunities and resources on Noxious weed management	P5.2.1	Provide educational material and engagement opportunities during private property inspections	90% of property owners provided with education	
		P5.2.2	Number of Shire shows, and local/regional field days attended	4 Shire shows and local/regional field days attended	
		P5.2.3	Engagement with the community through social and traditional media	3 media releases 3 social media posts per year	

Financial projections for operational activities

Principal Activities	Operating Income (\$)	Operating Expenses (\$)	Operating Result before Capital Grants (\$)
Local Strategic Planning	0	0	0
Building Certification	342,934	382,352	(39,418)
Development Assessment	164,738	269,060	(104,322)
Environment Health and Ranger Services	38,732	1,307,935	(1,269,203)
Noxious Weed Management	58,907	414,146	(355,239)
Total	605,311	2,373,494	(1,768,183)

Capital projects

Council is not delivering any capital projects within the Planning, Certification and Compliance function in 2024-25.

Proposed future works

There is no commitment from Council that proposed future works will be delivered as they are reliant on availability of internal funds and the provision of external funds.

Principal Activities	Township / Location	Proposed Future Works	Method of Identification
Local Strategic Planning	Parkes	Middleton Masterplan – Infrastructure construction works	Middleton Masterplan community consultation

Sustainable Development Goals

Council aims to localise the Sustainable Development Goals and address issues that are prevalent both within the Shire and across the world. The scope of influence that Council holds varies between each organisational function, principal activity, and sustainable development goal. Within the Planning, Certification and Compliance function, Council recognises its ability to control and influence Sustainable Cities and Communities, Industry, Innovation, and Infrastructure and Life on Land. No Poverty is a concern of the Council, though the actions within this function cannot directly achieve the goal, we recognise that our actions can raise greater awareness of the issues.





11

Sewerage



4 sewerage systems in
Parkes, Peak Hill, Trundle
and Tullamore

Overview

Parkes is serviced by a network of gravity pipelines. A new Sewage Treatment Plant was built in 2017 at a cost of \$28M. The Plant is highly automated and energy efficient (energy consumption is further reduced by a 107kW solar array). It produces a high standard of effluent used for the Recycled Water Supply Scheme (discussed under the Water Supply function). It has a capacity of 15,000 equivalent persons (EP) and can be upgraded to 20,000 EP to accommodate population growth.

Peak Hill is also serviced by gravity pipelines. The Sewage Treatment Plant, built in the 1960s, was upgraded to address safety issues in 2000. Effluent from the plant is evaporated (not released from the site).

Trundle and Tullamore are serviced by a network of low pressure sewers constructed in 2010 and 2008 respectively. Both have simple Treatment Plants with no discharge to the environment.

S1 Sewerage System

We will utilise effective systems and frameworks to ensure our safe and sustainable sewerage systems are maintained.

How this function links to the Community Strategic Plan

Community	Economy	Environment	Civic leadership
		3.4.1 Provide essential water and sewer infrastructure to meet the needs of our growing community	

Outputs, measures and targets

Outputs to achieve this outcome		How we will measure our performance		Target	Responsible
S1.1	Safely collect wastewater from the community	S1.1.1	Percentage of trade waste agreement coverage	50%	Water Quality and Sustainability Specialist
		S1.1.2	Number of sewers chokes per 100km	20	Executive Manager Water Engineering
		S1.1.3	Action a response to customer requests within 10-days.	100% of requests actioned within 10-days	Infrastructure Operations Manager
		S1.1.4	Percentage of customer complaints responded to in accordance with standards	100%	
S1.2	Sustainably treat wastewater	S1.2.1	Number of EPA License breaches	Zero	Water Quality and Sustainability Specialist
		S1.2.2	Cost of treatment per KI inflow	Maintained	Infrastructure Operations Manager
		S1.2.3	To reduce breakdown maintenance work, scheduled planned preventative maintenance work	Zero	Executive Manager Water
S1.3	Responsibly manage waste by-products of treatment	S1.3.1	Percentage of effluent reused	100%	Infrastructure Operations Manager
		S1.3.2	Percentage of bio-solids diverted from landfill	100%	

SI Sewerage System (continued)

Outputs to achieve this outcome		How we will measure our performance		Target	Responsible
SI.4	Safely and sustainably treat and distribute recycled water	SI.4.1	Number of samples not complying with operational Recycled Water Management System	Zero	Water Quality and Sustainability Specialist
		SI.4.2	Number of Critical Control Point exceedances	One	Water Quality and Sustainability Specialist
		SI.4.3	Recycled water supplied as a percentage of total demand	90%	Infrastructure Operations Manager
		SI.4.4	Provide up to date stakeholder reporting	Achieve	Water Quality and Sustainability Specialist
		SI.4.5	Number of end user complaints	Zero	Water Quality and Sustainability Specialist
SI.5	Effectively capture and contain wastewater, whilst managing improvements in the system relating to wet weather and critical events	SI.5.1	Number of sewer system wet weather overflow events	Zero overflow for 20% annual exceedance probability events and smaller	Infrastructure Operations Manager
		SI.5.2	Increasing containment of sewer system wet weather overflow events	10% containment	Executive Manager Water Engineering

Financial projections for operational activities

Principal Activities	Operating Income (\$)	Operating Expenses (\$)	Operating Result before Capital Grants (\$)
Sewerage System	4,760,847	2,881,510	1,879,337
Total	4,760,847	2,881,510	1,879,337

Capital projects

Principal Activities	Capital Project	2024-25 (\$)
Sewerage System	RGDC PSC - Western Parkes sewer Augmentation <i>(partially grant funded)</i>	1,000,000
	RGDC - Gateway Sewer Pump Station and Rising Main <i>(partially grant funded)</i>	1,300,000
	PSC - Fisher Street Subdivision Sewer Extension <i>(development)</i>	200,000
	PSC - Manhole Relining and Repairs	130,000
	PSSC - Manhole Lid Replacement and Surround Renewals	60,000
	PSC - Main Extensions and Relining / Cracking	350,000
	PSC - Sewer Network Risk Management	100,000
	PSC - Others (telemetry, meters, dams)	30,000
Total Capital Expenditure		3,170,000

Proposed future works

There is currently no proposed future works identified within the Sewerage function in 2024-25.

Sustainable Development Goals

Council aims to localise the Sustainable Development Goals and address issues that are prevalent both within the Shire and across the world. The scope of influence that Council holds varies between each organisational function, principal activity, and sustainable development goal. Within the Sewerage Function Council has the ability to control Clean Water and Sanitation.



12

Transport and drainage



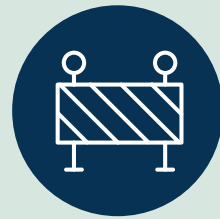
800km of sealed and
1300km of unsealed roads



215 bridges



47km of footpaths and
cycleways




65km of kerb
and gutter



45km of urban stormwater
drainage pipes



1 airport
3 landing strips



315 rural drainage
culverts

Overview

Council is a key facilitator in projects and programs that ensure the transport and drainage of the Shire is appropriate for residents and visitors.

Grants or Council finances provide funding for roads within the Shire. Council receives several ongoing grants to help fund the Shire's road network generally and for specific regional roads. Beyond its road network, Council completes work under the Road Maintenance Council Contract on national and state highways with Transport for NSW. Parkes, Forbes and Lachlan Shire have shared resources to develop and implement suitable Road Safety Campaigns to maximise road safety. Council also manages alternative transport, continually expanding and maintaining transport options such as footpaths and cycleways.

Continued collaboration with Regional Express enables the Parkes Regional Airport to continue as a gateway to the region.

Council conducts numerous activities to ensure the infrastructure and management for Urban stormwater is sufficient during times of unexpected and high rainfall.

T1 Sealed Roads

We will maintain and expand the Shire's sealed road network with safety and efficiency in mind through the planning and construction of the roads.

How this function links to the Community Strategic Plan

Community	Economy	Environment	Civic leadership
2.3.1 Ensure local and regional roads are safe, well-constructed and maintained			

Outputs, measures and targets

Outputs to achieve this outcome		How we will measure our performance		Target	Responsible
T1.1	Ensure effective maintenance of Council's sealed Road Network through the Roads and Maintenance Program	T1.1.1	Maintain compliance of sealed roads in line with Council's Condition Assessment Inspection Schedule and Strategic Asset Management Plan	100% compliance	Executive Manager Operations
		T1.1.2	Length of table drains to be cleared per kilometre, per annum	20km per annum	
		T1.1.3	Action a response to Customer Requests within 10-days regarding sealed roads	100% of requests actioned within 10-days	
T1.2	Ensure effective upgrade and renewals of Council's sealed Road Network through the Capital Works Program	T1.2.1	Length of sealed road reseals per kilometre, per annum	20km per annum	Executive Manager Operations
		T1.2.2	Length of pavement rehabilitation per kilometre per annum	3.5 km per annum	

T2

Unsealed Roads

We will provide the community with access to safe and effective roads through the appropriate planning, construction, and maintenance of the unsealed road network.

How this function links to the Community Strategic Plan

Community	Economy	Environment	Civic leadership
	2.3.1 Ensure local and regional roads are safe, well-constructed and maintained		

Outputs, measures and targets

Outputs to achieve this outcome		How we will measure our performance		Target	Responsible
T2.1	Ensure effective maintenance of Council's unsealed Road Network through the Roads and Maintenance Program	T2.1.1	Maintain compliance of unsealed roads in line with Council's Condition Assessment Inspection Schedule and Strategic Asset Management Plan	100% compliance	Executive Manager Operations
		T2.1.2	Action a response to Customer Requests within 10-days regarding unsealed roads	100% of requests actioned within 10-days	
T2.2	Ensure effective upgrade and renewals of Council's unsealed Road Network through the Capital Works Program	T2.2.1	Length of road re-sheeted	20 km per annum	Executive Manager Operations
		T2.2.2	Length of table drains to be cleared per kilometre per annum	20 km per annum	
		T2.2.3	Grant funded upgrade and renewal projects are completed before funding deadlines	100%	

T3

Regional Roads

We will ensure our regional roads are well maintained and developed through the utilisation of appropriate construction, maintenance, and planning processes.

How this function links to the Community Strategic Plan

Community	Economy	Environment	Civic leadership
	2.3.1 Ensure local and regional roads are safe, well-constructed and maintained		

Outputs, measures and targets

Outputs to achieve this outcome		How we will measure our performance		Target	Responsible
T3.1	Ensure effective maintenance of regional roads through the Roads Maintenance Program	T3.1.1	Action a response to customer requests within 10-days regarding regional roads	100% of requests actioned within 10-days	Executive Manager Operations
T3.2	Ensure effective upgrade and renewals of regional roads through the Capital Works Program	T3.2.1	Length of sealed road reseals per kilometre, per annum	7.5 km per annum	Executive Manager Operations
		T3.2.2	Length of pavement rehabilitation per kilometre, per annum	1.5km per annum	
		T3.2.3	Length of unsealed roads re-sheeted per kilometre per annum	2km per annum	
		T3.2.4	Deliver upgrades to the Bogan Way (North and South)	Delivered by 30 May 2025	
		T3.2.5	Deliver upgrades to Regional Roads in line with Block Grant funding	Delivered by 30 June 2025	

T4

Other Transport and Overheads

We will develop and maintain alternative transport options to suit the needs of the Shire.

How this function links to the Community Strategic Plan

Community	Economy	Environment	Civic leadership
1.2.3 Strengthen active transport routes, including cycleways, footpaths and walking tracks, to improve linkages between areas of high activity and new residential growth			

Outputs, measures and targets

Outputs to achieve this outcome		How we will measure our performance		Target	Responsible
T4.1	Other Transport Maintenance Program	T4.1.1	Action a response to customer requests within 10-days	100% of requests actioned within 10-days	Executive Manager Operations
T4.2	Ensure Gravel Pits are responsibly managed and utilised	T4.2.1	Ensure compliance with relevant legislation relating to the operations of gravel and pits with no breaches recorded	Zero breaches	Executive Manager Operations
		T4.2.2	Responsibly manage contractors to ensure legislative compliance is utilized to ensure no breaches are recorded	Zero breaches	
T4.3	Ensure all Council roadsides are managed in accordance with Council's Roadside Vegetation Management Plan	T4.3.1	Council's Roadside Vegetation Management Plan is consulted for all roadworks and is kept up-to-date and accessible.	Achieved	Environmental and Sustainability Coordinator
T4.4	Progressively improve the accessibility of footpaths across Parkes Shire (DIAP 2.1.1 make it safe to get around)	T4.4.1	Length of pavement rehabilitation	3.5km per annum	Executive Manager Operations
		T4.4.2	Number of footpaths/ shared paths per lineal metre constructed	2,500 square metres	

T5

Urban Stormwater

We will effectively manage stormwater across the Shire through effective planning and development strategies.

How this function links to the Community Strategic Plan

Community	Economy	Environment	Civic leadership
		3.2.4 Augment our existing stormwater management systems with measures to reduce the impact of intense rainfall events	

Outputs, measures and targets

Outputs to achieve this outcome		How we will measure our performance		Target	Responsible
T5.1	Conduct maintenance activities to ensure stormwater is effectively managed within the Shire	T5.1.1	Action a response to customer requests within 10-days	100% of requests actioned within 10-days	Executive Manager Operations
T5.2	Undertake capital works to ensure the stormwater management system continued to meet the needs of the community	T5.2.1	Deliver Parkes CBD Flood Mitigation Works project	Delivered by 30 June 2025	Executive Manager Water Engineering

T6 Regional Airport

We will ensure the Parkes Regional Airport can continue serving as a gateway to the Shire by aligning development and maintenance strategies with regulatory guidelines and community needs.

How this function links to the Community Strategic Plan

Community	Economy	Environment	Civic leadership
	2.3.3 Encourage growth of Parkes Regional Airport by maintaining our relationship with Regional Express		

Outputs, measures and targets

Outputs to achieve this outcome		How we will measure our performance		Target	Responsible
T6.1	Ensure effective maintenance and operation of the Parkes Regional Airport	T6.1.1	Compliance with Civil Aviation Safety Authority surveillance activities	100% compliance	Manager Facilities
		T6.1.2	Maintain Parkes Regional Airport Certification	100% compliance	

T7

Road Council Contract

We will maintain our partnership with Transport NSW, enabling the ongoing development and maintenance of state and national highways within the Shire.

How this function links to the Community Strategic Plan

Community	Economy	Environment	Civic leadership
	2.3.1 Ensure local and regional roads are safe, well-constructed and maintained		

Outputs, measures and targets

Outputs to achieve this outcome		How we will measure our performance		Target	Responsible
T7.1	Ensure development and maintenance of State and National Highways within the Shire	T7.1.1	Compliance with the Road Maintenance Council Contract	100% compliance	Executive Manager Operations
		T7.1.2	Obtain a Contractor Performance Report (CPR)	Achieve 80% with CPR	

T8

Road Safety

We will continue developing appropriate road safety programs in partnership with Transport for NSW to align with the road safety plan.

How this function links to the Community Strategic Plan

Community	Economy	Environment	Civic leadership
1.1.3 Deliver and support services, programs, and initiatives to promote community safety and reduce crime and anti-social behaviour			4.1.1 Effectively collaborate, engage, and communicate with our community to inform decision making and promote services, projects and initiatives

Outputs, measures and targets

Outputs to achieve this outcome		How we will measure our performance		Target	Responsible
T8.1	Implement annual Road Safety Plan	T8.1.1	Deliver the 'NOT A STATISTIC! Youth Driver Education Program' as part of the Parkes, Forbes and Lachlan Shire Councils' Road Safety Action Plan 2024-25	Delivered in August 2024	Road Safety and Injury Prevention Officer
		T8.1.2	Deliver the 'Free Cuppa for the Driver Scheme' project as part of the Parkes, Forbes and Lachlan Shire Councils' Road Safety Action Plan 2024-25	Delivered between March and May 2025	
		T8.1.3	Deliver 'Helping Learner Drivers Become Safer Drivers' workshops as part of the Parkes, Forbes and Lachlan Shire Councils' Road Safety Action Plan 2024-25	Two rounds delivered	
		T8.1.4	Deliver the 'I'm Counting on You' project as part of the Parkes, Forbes and Lachlan Shire Councils' Road Safety Action Plan 2024-25	Delivered during 2024-25	
		T8.1.5	Deliver the 'Plan B' project as part of the Parkes, Forbes and Lachlan Shire Councils' Road Safety Action Plan 2024-25	Delivered in December 2024	
		T8.1.6	Deliver the 'Heavy Vehicle Safety' project as part of the Parkes, Forbes and Lachlan Shire Councils' Road Safety Action Plan 2024-25	Delivered during 2024-25	
		T8.1.7	Deliver the 'Observation Surveys' project as part of the Parkes, Forbes and Lachlan Shire Councils' Road Safety Action Plan 2024-25	Delivered before October 2024 and April 2025	
		T8.1.8	Deliver the National Road Safety Week project as part of the Parkes, Forbes and Lachlan Shire Councils' Road Safety Action Plan 2024-25	Deliver during May 2025	

Financial projections for operational activities

Principal Activities	Operating Income (\$)	Operating Expenses (\$)	Operating Result before Capital Grants (\$)
Sealed Roads	4,125,224	376,362	3,748,862
Unsealed Roads	0	789,804	(789,804)
Regional Roads	1,470,000	360,500	1,109,500
Other Transport and Overheads	101,289	3,507,552	(3,406,263)
Urban Stormwater	181,135	273,777	(92,624)
Regional Airport	178,469	208,110	(29,641)
Road Council Contract	1,951,212	782,203	1,169,009
Road Safety	148,346	215,793	(67,477)
Total	8,155,645	6,514,101	1,641,544

Capital projects

Principal Activities	Capital Project	2024-25 (\$)
Sealed Roads	Reseals and patching (Includes \$1.3m R2R) (partially grant funded)	2,100,000
	Sealed road pavement rehabs (PSC/FAGS)	800,000
	FLR - ROSI -Peak Hill /Baldry Road (partially grant funded)	5,855,000
Regional Roads	HSVPP, R2R, FCR - MR350 Upgrades (N&S) - Roll Over (partially grant funded)	4,487,801
	Bogan Road upgrade - Remote Roads Pilot Program (partially grant funded)	3,811,497
	Regional roads (Block Grant) (partially grant funded)	950,000
	ROSI - Access upgrades to Mugincoble Silos Parkes (partially grant funded)	1,000,000
	FCR-Realignment & construction of Graddle Creek Bridge (partially grant funded)	4,300,000
Other Transport and Overheads	Other Road Assets (bridges, culverts, guardrails, signs, shelters)	50,000
	Footpaths, Kerb, Other Roads (PSC)	300,000
Urban Stormwater	Urban stormwater drainage (PSC)	200,000
Regional Airport	Airport (PSC)	100,000

Total Capital Expenditure	23,954,298
---------------------------	------------

Proposed future works

There is no commitment from Council that proposed future works will be delivered as they are reliant on availability of internal funds and the provision of external funds.

Principal Activities	Township / Location	Proposed Future Works	Method of Identification
Sealed Roads	Shire	Upgrades to feeder roads to Sydney	2021 Community Engagement
	Parkes	West to East links through Parkes to Sydney	2021 Community Engagement
		Load limit implementation – Woodward Street	2021 Community Engagement
		Harrison Park carpark – seal	2021 Community Engagement
	Peak Hill	Upgrades to Tullamore/ Peak Hill Road	2021 Community Engagement
	Alectown	Upgrades to Coradgery Road	2021 Community Engagement
		Seal Mamre Road from Newell Highway to Kadina Road	2021 Community Engagement
Unsealed Roads	Bogan Gate	Upgrades to Treweekes Gap Lane – northwest to Central West Livestock Exchange	2021 Community Engagement
Urban Stormwater	Shire	Drainage Improvement Program	2021 Community Engagement
		Drainage improvements – Pioneer Street	2021 Community Engagement
		Drainage improvements – Crocker Oval	2021 Community Engagement
	Peak Hill	Drainage improvements – Howard Street	2021 Community Engagement
		Drainage improvements – Mingelo Street	2021 Community Engagement
	Trundle	Floodproof north and south entrances of Trundle	2021 Community Engagement
	Tullamore	Drainage Improvement Program	2021 Community Engagement
	Alectown	Drainage Improvement Program	2021 Community Engagement

Principal Activities	Township / Location	Proposed Future Works	Method of Identification
Other Transport and Overheads	Parkes	Improve connectivity of cycleways and footpaths	2021 Community Engagement
		Review and update the Access Movement Plan (AMP) formally known as the Pedestrian Access and Mobility Plan (PAMP)	2021 Community Engagement
		Street lighting improvements – Bushman and Dalton Streets	2021 Community Engagement
		Shared path to Parkes Regional Airport	2021 Community Engagement
		Shoulder extension – Wellington Road	2021 Community Engagement
	Peak Hill	Footpath Improvement Program	2021 Community Engagement
		Kerb and Gutter Improvement Program	2021 Community Engagement
		Street lighting improvements – Derribong Street	2021 Community Engagement
		'No Truck Stop' street signage – Caswell Street	2021 Community Engagement
	Bogan Gate	Improvements to Huffin Street roundabout	2021 Community Engagement
		Drainage Improvement Program	2021 Community Engagement
	Tullamore	Drainage Improvement Program	2021 Community Engagement
	Trundle	Drainage Improvement Program	2021 Community Engagement
		Footpath from Hutton Street to North Street	Trundle and District Progress Association
		Footpath from Mentone Street to Plevna Street	Trundle and District Progress Association
Regional Airport	Parkes	Stage 2 – Parkes Regional Airport Business Park	Internal

Sustainable Development Goals

Council aims to localise the Sustainable Development Goals and address issues that are prevalent both within the Shire and across the world. The scope of influence that Council holds varies between organisational functions, principal activities and Sustainable Development Goals. Within the Transport and Drainage Function, Council primary role is to control Industry, innovation and Infrastructure and Partnerships for the Goals whilst it influences Good Health and Well-being.



13

Water supply



3 Water supply schemes

Overview

The Parkes-Peak Hill scheme draws from a combination of surface water from the Lachlan River, 15km east of Forbes and the Lake Endeavour and Beargamil dams as well as groundwater from bores located on the Escort Way associated with the Lachlan River through to the Parkes Water Treatment Plant. It is then treated at the Parkes Water Treatment Plant before being supplied to consumers at Parkes, Peak Hill, Aleetown, Cookamidgera and Trewilga. The scheme also supplies raw water to Northparkes Mine. A major project for the next Delivery Program involves increasing the security of supply – largely to cater for increased demand associated with the Special Activation Precinct – by constructing additional bores and a new pipeline from the river and bore supplies at the Lachlan River through to the Parkes Water Treatment Plant.

The Forbes Tottenham scheme supplies towns on the western side of the Shire. This is also known as the B section of pipeline. Water is purchased from Forbes Shire Council, who draws it from the Lachlan River and treats it (for its own supply as well) before it is piped to the towns of Bogan Gate, Gunningbland, Trundle, and Tullamore. Parkes Shire Council then sells it to Lachlan Shire Council to supply Tottenham.

The Recycled Water Scheme draws treated effluent from the Parkes Recycled Water Plant and supplies it to a number of parks and sportsgrounds around Parkes, as well as commercial users. It is an important means of reducing the demand on potable water resources. A major project for the next Delivery Program involves connecting a number of third-party users to the scheme. This could include a number of low risk, high water use business and not-for-profit organisations to provide a lower cost non-potable water option.

WS1

Water Supply

We will provide appropriate maintenance, development, infrastructure and ongoing operational activities that align with community needs, regulatory guidelines and long-term sustainability concerns.

How this function links to the Community Strategic Plan

Community	Economy	Environment	Civic leadership
		<p>3.4.1 Provide essential water and sewer infrastructure to meet the needs of our growing community</p> <p>3.4.2 Ensure effective collection and safe treatment of wastewater, balancing the production of sustainable recycled water with return to the environment</p> <p>3.4.3 Ensure the optimisation of water consumption by promoting reuse opportunities and waste minimisation across the Parkes Shire</p>	



Outputs, measures and targets

Outputs to achieve this outcome		How we will measure our performance		Target	Responsible
WS1.1	Water sources effectively are managed to meet the Shire's needs	WS1.1.1	Audits of critical infrastructure	Ten audits	Executive Manager Water Engineering
		WS1.1.2	Water is effectively sourced from bore, river, dam and supernatant supplies	Achieved	Infrastructure Operations Manager
WS1.2	Ensure the integrity and performance of our water supply network	WS1.2.1	Maintain Council's Water Conservation and Drought Management Program	Maintained	Executive Manager Water Engineering
		WS1.2.2	Volume of non-revenue water	Declining	
WS1.3	Ensure the Drinking Water Quality Management System is effectively utilised	WS1.3.1	Number of Critical Control Point exceedances	Zero	Infrastructure Operations Manager
		WS1.3.2	Number of non-compliant samples	Declining	
WS1.4	Efficiently operate the water supply system	WS1.4.1	Cost of production per KL	Maintain	Infrastructure Operations Manager
WS1.5	Provide the Shire with sufficient water supplies through effective water distribution	WS1.5.1	Number of water quality complaints	Declining	Infrastructure Operations Manager
		WS1.5.2	Number of unplanned supply interruptions	Maintain	
WS1.6	Recycled Water is safe for municipal irrigation	WS1.6.1	Number of samples not complying with Australian Drinking Water Guide ("ADWG")	Zero	Infrastructure Operations Manager
		WS1.6.2	Action a response to customer requests within 10-days	100%	

WS2

Water Security Project

We will ensure the Water Security Project has been appropriately designed, constructed, and commissioned for the needs of the community.

How this function links to the Community Strategic Plan

Community	Economy	Environment	Civic leadership
		3.4.1 Provide essential water and sewer infrastructure to meet the needs of our growing community 3.4.2 Ensure effective collection and safe treatment of wastewater, balancing the production of sustainable recycled water with return to the environment 3.4.3 Ensure the optimisation of water consumption by promoting reuse opportunities and waste minimisation across the Parkes Shire	

Outputs, measures and targets

Outputs to achieve this outcome		How we will measure our performance		Target	Responsible
WS2.1	Design the Water Security Project to meet the changing needs of the community	WS2.1.1	Complete detailed design of the Building Better Regions Fund Project (<i>Lachlan River Pump Station, Eugowra Road/ Lachlan River Pre-treatment Plant and Solar, Lachlan River Additional Bore and Parkes Water Treatment Plant Raw Water Dam</i>)	Complete detailed design by 30 June 2025	Executive Manager Water Engineering
		WS2.1.2	Complete detailed design of the Resources for Regions Project (<i>Flood Mitigation and construction of retention basin in Crocker Park</i>)	Complete detailed design by 30 June 2024	
		WS2.1.3	Finalise the Integrated Water Cycle Management study	Study finalised by 30 June 2025	
WS2.2	Ensure the Water Security Project can meet community needs through effective construction	WS2.2.1	Construction of the Resources for Regions Project (<i>Flood Mitigation and construction of retention basin in Crocker Park</i>) commenced	Construction commenced by 30 June 2025	Executive Manager Water Engineering

Financial projections for operational activities

Principal Activities	Operating Income (\$)	Operating Expenses (\$)	Operating Result before Capital Grants (\$)
Water Supply	12,598,876	7,125,769	5,473,107
Water Security Project	0	0	0
Total	12,958,876	7,125,769	5,473,107

Capital projects

Principal Activities	Capital Project	2024-25 (\$)
Water Supply	PSC - Pump Stations	550,000
	DPE - Smart Meters (<i>partially grant funded</i>)	50,000
	PSC - Bores and pumping	260,000
	PSC - Mains Replacement and Extension	700,000
	RGDC - Gateway Water Main extension	300,000
	PSC - Service reservoirs	650,000
	PSC - Plant and equipment (Water Fund)	570,000
	PSC - Other (e.g. telemetry, meters, dams) (Break-In)	30,000
Water Security Project	Parkes Water Security (Project Regional Recovery Partnerships) RRP-002 (<i>partially grant funded</i>)	347,549
	PWSP - Lachlan Pipeline Duplication Project (<i>partially grant funded</i>)	3,661,325
	BBRF - Water security project (BRFIPV000106) (<i>partially grant funded</i>)	7,758,169
Total Capital Expenditure		14,877,089

Proposed future works

There is no commitment from Council that proposed future works will be delivered as they are reliant on availability of internal funds and the provision of external funds.

Principal Activities	Township / Location	Proposed Future Works	Method of Identification
Water Supply	Shire	Water pressure improvements	2021 Community Engagement
		Standpipe capacity improvements	2021 Community Engagement

Sustainable Development Goals

Council aims to localise the Sustainable Development Goals and address issues that are prevalent both within the Shire and across the world. The scope of influence that Council holds varies between organisational functions, principal activities, and Sustainable Development Goals. Within the Water Supply Function, Council's primary role in achieving the SDGs is to control Clean Water and Sanitation, whilst influences Climate Action.



14

Waste management



Domestic waste management



Commercial waste and recycling facilities



Waste education and sustainability

Overview

As the traditional means of landfilling increases in cost, Parkes Shire Council has adapted to prioritise recycling and resource recovery. Council complies with all regulatory requirements, when transitioning to newer methods of waste management. An example of this compliance is ensuring domestic waste management activities are 'self-funded', complying with the NSW Local Government Act (section 504).

To ensure Council activities are efficiently run, Council maintains a contract with JR Richards to service the collection of residential and commercial waste at eligible properties across the Shire, operating a three-bin collection service. For additional waste that cannot be collected with JR Richards, Council operates 8 waste depots within the Shire.

Council collaborates with various organisations to enhance waste outcomes within the Shire. Collaboration continues with NetWaste, enabling cooperative projects to improve planning and delivery of waste management services across the region. While Visy Australia processes recyclable materials collected within the shire, ensuring items are correctly categorised and sold to reprocessing companies.

W1 Domestic Waste Management

We will provide effective domestic waste collection, minimise waste to landfill and promote widespread adoption of recycling and waste reduction.

How this function links to the Community Strategic Plan

Community	Economy	Environment	Civic leadership
		3.3.1 Provide waste services, minimise waste to landfill and promote the widespread adoption of recycling and waste reduction	

Outputs, measures and targets

Outputs to achieve this outcome		How we will measure our performance		Target	Responsible
W1.1	Provide effective domestic waste collection services to deliver positive public health, environmental and economic outcomes for the community	W1.1.1	Action a response to customer requests within 10-days	100% of customer requests actioned within 10-days	Environmental Waste Lead
		W1.1.2	Review the Parkes Waste Strategy, including the effective management of the 3-bin service contract	Reviewed completed	
		W1.1.3	Liaise with the NSW Environment Protection Authority ("NSW EPA") and Regional Growth Development Corporation ("RGDC") to investigate new technologies waste management	Active involvement in investigation of new technologies	
		W1.1.4	Conduct annual audits on general recycling and green bins	Minimum of one audit per year	
		W1.1.5	Reporting all illegally dumped waste to RIDonline	Each quarter upload CRM data to RID	
W1.2	Council provides facilities for residents to dispose of waste where public health, environmental and economic outcomes are considered	W1.2.1	Percentage of waste diverted from landfill utilising resource recovery at transfer station and waste management facilities	3% increase	Environmental Waste Lead
		W1.2.2	Continued operation and maintenance of waste facilities across the Parkes Shire	Maintain and review rural tip operations	
		W1.2.3	Deliver the Bogan Gate and Tullamore tip cell project	Delivered by 30 June 2025	

W2

Commercial Waste

We will develop processes to ensure commercial properties have the access to a disposal service and the opportunity to participate with waste diversion strategies.

How this function links to the Community Strategic Plan

Community	Economy	Environment	Civic leadership
		3.3.1 Provide waste services, minimise waste to landfill and promote the widespread adoption of recycling and waste reduction	

Outputs, measures and targets

Outputs to achieve this outcome		How we will measure our performance		Target	Responsible
W2.1	Provide effective landfill management to deliver positive public health, environmental and economic outcomes for the community	W2.1.1	Increase the percentage of commercial waste diverted from landfill	2% increase	Environmental Waste Lead
		W2.1.2	Continued provision of a commercial waste collection service in Parkes	Service maintained	
		W2.1.3	Action a response to customer requests within 10-days	100% of customer requests actioned within 10-days	
W2.2	Ensure commercial waste collection services are maintained and manage the current and emerging impacts of external change	W2.2.1	Maintain contracts for external services for the recycling and diversion from landfill	5 to 8, external services contracts per annum	Environmental Waste Lead
		W2.2.2	Maintain the number of educational opportunities provided to both residential and business customers	2 educational opportunities per annum	
W2.3	Ensure recycling services are maintained and manage the current and emerging impacts of external change	W2.3.1	Council representatives participate in educational programs	Participation in one program	Environmental Waste Lead

W3

Waste Education

We will provide appropriate educational opportunities to the community, advocate for residents to improve their knowledge of waste management.

How this function links to the Community Strategic Plan

Community	Economy	Environment	Civic leadership
3.3.2 Promote recycling, reusing and waste reduction			

Outputs, measures and targets

Outputs to achieve this outcome		How we will measure our performance		Target	Responsible
W3.1	Provide educational opportunities for residents and businesses across the Shire to aid their understanding of waste management practices within the Shire	W3.1.1	Attend NetWaste Forums to promote waste education	4 NetWaste forums attended per annum	Environmental Waste Lead
W3.2	Strengthen waste management practices through Council's engagement with external education opportunities	W3.2.1	Implement a suggested strategy, program, process, or activity from a NetWaste forum	One education program implemented	Environmental Waste Lead

Financial projections for operational activities

Principal Activities	Operating Income (\$)	Operating Expenses (\$)	Operating Result before Capital Grants (\$)
Waste Management	3,823,050	3,436,561	386,489
Total	3,823,050	3,436,561	386,489

Capital projects

Principal Activities	Capital Project	2024-25 (\$)
Commercial Waste	Bogan Gate tip cell	50,000
	Tullamore tip cell	50,000
	Parkes sediment pond	40,000
	Trundle tip cell	50,000
Total Capital Expenditure		190,000

Proposed future works

There is no commitment from Council that proposed future works will be delivered as they are reliant on availability of internal funds and the provision of external funds.

Principal Activities	Township / Location	Proposed Future Works	Method of Identification
Domestic Waste	Shire	Public Recycling Bins – Increase collection occurrence and size	2021 Community Engagement
		Waste Deposit Spaces	2021 Community Engagement
	Cookamidgera	Waste collection service	2021 Community Engagement
	Trundle	Waste Facility at Trundle (manned 1 day per week)	Trundle and District Progress Association
	Tullamore	Waste Facility at Tullamore	2021 Community Engagement

Sustainable Development Goals

Council aims to localise the Sustainable Development Goals and address issues that are prevalent both within the Shire and across the world. The scope of influence that Council holds varies between organisational functions, principal activities and Sustainable Development Goals. Within the Waste function, Council has the capacity to control Industry, Innovation and Infrastructure and Sustainable Cities and Communities, whilst it can influence Responsible Consumption and Production and Climate Action.





15

2024-25 Budget



- Executive summary
- Our draft Income Statement
- Our Capital Plan

Executive summary

Parkes Shire Council's annual Budget forms part of the 2024-25 Operational Plan, along with the Revenue Policy and Schedule of Fees and Charges.

In 2024-25, Council is expected to generate \$60.53 million in operational revenue, receive \$27.5 million in capital grants and contributions, invest \$54.95 million into capital works and return an operating surplus of \$0.28 million from continuing operations.

Table 1: Total Revenue (excluding capital grants and contributions)

General Fund	\$43,165,328
Water Fund	\$12,598,876
Sewer Fund	\$4,760,847
Consolidated Fund	\$60,525,051

Table 2: Total Expenses (excluding capital expenditure)

General Fund	\$44,088,313
Water Fund	\$11,757,036
Sewer Fund	\$4,403,895
Consolidated Fund	\$60,249,243

Table 3: Net Operating Result (before grants and contributions provided for capital purposes)

General Fund	(\$992,985)
Water Fund	\$841,840
Sewer Fund	\$356,952
Consolidated Fund	(\$275,807)

Our draft Income Statement

Parkes Shire Council's Income Statement forms part of the 2024-25 Operational Plan and is detailed below.

Table 4: Consolidated Fund			
	Adopted 2023-24 Budget \$'000	Draft 2024-25 Budget \$'000	Variance \$'000
Income			
Rates and annual charges	28,522	30,249	1,727
User charges and fees	12,726	12,157	(569)
Interest and investment revenue	678	1,080	402
Other revenues	787	1,769	982
	4,275	1,500	(2,775)
Grants and contributions provided for Operational Expenditure	17,237	13,770	(3,467)
Total income from continuing operations	64,225	60,525	(3,700)
Expenses			
Employee Costs	18,814	19,063	(249)
Materials and Consumables	4,608	3,691	917
External Services	13,126	12,532	594
Water, Electricity and Statutory	3,440	3,630	(190)
IT and Communications	286	295	(9)
Insurance	825	887	(62)
Administration	3,359	3,293	66
Travel and Entertainment	168	276	(108)
Financials	330	339	(9)
Internal Charges	(2,035)	(2,753)	718
Interest Paid	645	644	1
Cost of Assets Sold	3,158	0	3,158
Depreciation	14,950	18,352	(3,402)
Total expenses from continuing operations	61,674	60,249	1,425
Net Operating Result	2,551	276	(2,275)

Table 5: General Fund

	Adopted 2023–24 Budget \$'000	Draft 2024–25 Budget \$'000	Variance \$'000
Income			
Rates and annual charges	18,782	19,534	752
User charges and fees	5,026	5,791	765
Interest and investment revenue	258	937	679
Other revenues	787	1,633	846
Sale Proceeds of assets	4,275	1,500	(2,775)
Grants and contributions provided for Operational Expenditure	17,237	13,770	(3,467)
Total income from continuing operations	46,365	43,165	(3,200)
Expenses			
Employee costs	16,049	16,193	144
Materials and consumables	4,080	3,088	992
External services	11,575	11,280	295
Water, Electricity & Statutory	1,408	1,450	(42)
IT and Communications	286	295	(9)
Insurance	825	887	(62)
Administration	3,090	2,955	135
Travel and entertainment	128	245	(117)
Financials	330	339	(9)
Internal Charges	(4,610)	(5,194)	584
Interest paid	341	351	(10)
Cost of assets sold	3,158	0	3,158
Depreciation	9,590	12,199	(2,609)
Total expenses from continuing operations	46,250	44,088	2,162
Net Operating Result	115	(923)	(1,038)

Table 6: Water Fund

	Adopted 2023-24 Budget \$'000	Draft 2024-25 Budget \$'000	Variance \$'000
Income			
Rates and annual charges	5,592	6,563	971
User charges and fees	7,216	5,858	(1,358)
Interest and investment revenue	190	86	(104)
Other revenues	0	92	92
Sale Proceeds of Assets	0	0	0
Grants and contributions provided for Operational Expenditure	0	0	0
Total income from continuing operations	12,998	12,599	(399)
Expenses			
Employee Costs	2,051	1,634	(417)
Materials and Consumables	361	406	(45)
External Services	980	892	88
Water, Electricity and Statutory	1,863	2,005	(142)
IT and Communications	0	0	0
Insurance	0	0	0
Administration	244	320	76
Travel and Entertainment	35	26	9
Financials	0	0	0
Internal Charges	1,826	1,666	160
Interest Paid	188	177	11
Cost of Assets Sold	0	0	0
Depreciation	4,033	4,631	(598)
Total expenses from continuing operations	11,581	11,757	(176)
Net Operating Result	1,417	842	(575)

Table 7: Sewer Fund

	Adopted 2023-24 Budget \$'000	Draft 2024-25 Budget \$'000	Variance \$'000
Income			
Rates and annual charges	4,148	4,152	4
User charges and fees	484	508	24
Interest and investment revenue	230	57	(173)
Other revenues	0	44	44
Sale Proceeds of Assets	0	0	0
Grants and contributions provided for Operational Expenditure	0	0	0
Total income from continuing operations	4,862	4,761	(101)
Expenses			
Employee Costs	714	1,236	(522)
Materials and Consumables	167	197	(30)
External Services	571	360	211
Water, Electricity and Statutory	169	175	(6)
IT and Communications	0	0	0
Insurance	0	0	0
Administration	25	18	7
Travel and Entertainment	5	5	1
Financials	0	0	0
Internal Charges	749	774	(25)
Interest Paid	116	116	0
Cost of Assets Sold	0	0	0
Depreciation	1,327	1,522	(195)
Total expenses from continuing operations	3,843	4,404	(561)
Net Operating Result	1,019	357	(662)

Our Capital Plan

In 2024-25, Council will invest \$54.95 million into capital works.

Table 8: 2024–25 Capital Plan		
Function	Principal Activity	Capital Budget \$
Commercial Enterprise	Land Development and Sales	7,262,758
	Council Land and Buildings	472,000
	Fleet and Depot	474,000
	Information Communication and Technology	500,000
Economy and Activation	Economic Development	77,900
	Events and Festivals	0
	Tourism and Destination Marketing	0
Emergency Services	Emergency Services	0
Library, Culture and Social Justice	Library Services	105,000
Open Space and Recreation	Cemetries	100,000
	Open Space Facilities, Amenities and Public Toilets	338,759
	Sports Fields	700,467
	Swimming Pools	25,000
	Wetlands Restoration	700,000
Sewerage	Sewerage System	3,170,000
Transport and Drainage	Other Transport and Overheads	350,000
	Regional Airport	100,000
	Regional Roads	14,549,298
	Sealed Roads	8,755,000
	Unsealed Roads	0
	Urban Stormwater	200,000
Waste Management	Commercial Waste	190,000
Water Supply	Water Security Project	11,767,089
	Water Supply	3,110,000
Total		54,945,706



16

Statement of Revenue Policy

- Estimated Income and Expenditure 2023–2024
- Ordinary Rates

Section 405 of the *Local Government Act 1993* (“the Act”) requires Parkes Shire Council to adopt a Statement of Revenue Policy (“Revenue Policy”) each year as part of its Integrated Planning and Reporting (“IP&R”) framework.

The Revenue Policy forms part of Council’s Operational Plan and provides information regarding the levying of Council’s rates, its fees and charges, and other major income sources.

Under the *Integrated Planning and Reporting Guidelines* prescribed under section 23A of the Act, Council’s Revenue Policy must include the following statements:

- a statement containing a detailed estimate of the council’s income and expenditure
- a statement with respect to each ordinary rate and each special rate proposed to be levied
- a statement with respect to each charge proposed to be levied
- a statement of the types of fees proposed to be charged by the council and, if the fee concerned is a fee to which Division 3 of Part 10 of Chapter 15 of the Act applies, the amount of each such fee
- a statement of the council’s proposed pricing methodology for determining the prices of goods and the approved fees under Division 2 of Part 10 of Chapter 15 of the Act for services provided by it, being an avoidable costs pricing methodology determined by Council
- a statement of the amounts of any proposed borrowings (other than internal borrowing), the sources from which they are proposed to be borrowed and the means by which they are proposed to be secured.

Estimated Income and Expenditure 2024-25

Pursuant to section 491 of the Act, Council may obtain income from rates, charges, fees, grants, borrowings, and investments.

Rates and charges provide Council with a major source of revenue, which is used to meet the costs of providing services to residents and businesses of the Parkes Shire local government area.

Council’s Operational Plan is structured around 11 core functions. *Table 9*, below, lists Council’s estimated 2024–2025 income and expenditure according to each core function.

Table 9: Consolidated Income Statement by Core Function 2024-25

	Income (\$)	Expenditure (\$)	Operating Result (\$)
Commercial Enterprise	5,419,674	2,823,620	2,596,054
Council and Corporate	23,095,387	7,577,369	15,518,018
Economy and Activation	1,502,774	3,663,380	(2,160,606)
Emergency Services	129,500	763,266	(633,766)
Library, Arts and Culture	164,190	983,214	(819,024)
Open Space and Recreation	269,797	3,754,639	(3,484,842)
Planning, Certification and Compliance	605,311	2,373,494	(1,768,183)
Sewerage	4,760,847	2,881,510	1,879,337
Transport and Drainage	8,155,645	6,514,101	1,641,544
Water Supply	12,598,876	7,125,769	5,473,107
Waste Management	3,823,050	3,436,561	386,489
Depreciation	0	18,352,320	(18,352,320)
Total	60,525,051	60,249,244	275,807

Ordinary Rates

Section 494 of the Act requires Council to make and levy ordinary rates on all rateable lands, based on independent valuations provided by Property NSW on behalf of the NSW Valuer General.

Each year, the NSW Independent Pricing and Regulatory Tribunal (IPART) determines the allowable annual increase in general income for councils, known as the rate peg. The rate peg is based on the change in the Local Government Cost Index (LGCI) and consideration of a population factor

Rating categories

In accordance with sections 493 and 514 of the Act, all parcels of rateable land within Council's local government area have been declared to be within one of the following categories:

- Farmland
- Residential
- Business
- Mining

Before making an ordinary rate, Council may determine a subcategory or sub-categories for one or more categories of rateable land in its area.

A sub-category may be determined for the category:

- **Farmland** according to the intensity of the land use, the ability to irrigate the land, or economic factors affecting the land
- **Residential** according to whether the land is rural residential land or is within a centre of population
- **Mining** according to the kind of mining involved
- **Business** according to a centre of activity.

The 2024-25 budget is based on total 2023-24 General Income from ordinary and special rates being increased by 4.5%. This is the maximum increase as announced by IPART.

An estimated gross ordinary rate income in excess of \$16.48 million is to be raised in 2024-25.

In accordance with section 566(3) of the Act, it has been determined that the maximum rate of interest payable on overdue rates and charges for the period 1 July 2024 to 30 June 2025 will be 10.5% per annum.

The breakdown of estimated ordinary rate income and number of properties per category is as follows:

Table 10: Estimated Ordinary Rates Income

Ordinary Rates	Gross rate yield 2024-25 (\$)
Residential	6,986,453
Farmland	4,569,813
Business and SAP	3,284,984
Mining	1,648,521
Total	16,489,771

Council has further sub-categorised land in accordance with Section 529 of the Local Government Act 1993 to distribute the rate burden more equitably within the Shire.

The ordinary rate is an 'Ad Valorem Rate' being an amount in the dollar that is levied on land values provided under the Valuation of Land Acts by the Valuer General's Department in respect to each parcel of rateable land. Each such parcel is subject to a minimum amount. The State Valuation Department undertook a General Valuation during 2022-23 with a base date of 1 July 2022 and will be applied for rating purposes from 1 July 2023. Council is now on a 3-year valuation cycle with the next general valuation to be undertaken at the end of 2025. This revaluation will affect the 2026-27 rating year.

Table 11: Sub-Categories of Land

Sub-Categories	Minimum Amount (\$)	Cents in Dollar (Ad Valorem) (\$)	Dollars (\$)	Estimated Income 2024-25 (\$)
Ordinary Business Industrial	607.00	1.6395440	0.0163954	598,875
Ordinary Business Parkes CBD	607.00	6.7207630	0.0672076	1,503,804
Ordinary Business Rate	607.00	1.5676910	0.0156769	1,050,653
Ordinary Business Villages	607.00	2.3431450	0.0234315	116,957
Ordinary Farmland Rate	607.00	0.2976210	0.0029762	4,569,813
Ordinary Mining Copper Producing	607.00	3.5779880	0.0357799	1,645,874
Ordinary Mining Rate	607.00	17.6424000	0.1764240	2,646
Ordinary Residential Parkes Rate	607.00	1.1668375	0.0116684	5,350,406
Ordinary Rural Residential Rate	607.00	0.5852500	0.0058525	55,601
Ordinary Residential Rate	607.00	0.4224035	0.0042240	1,580,447
Ordinary Special Activation Precinct Developed	607.00	1.9299030	0.0192990	14,088
Ordinary Special Activation Precinct Undeveloped	607.00	27.5826030	0.2758260	607
Total				16,489,771

Council Funded Pension Rebates

In addition to the \$250.00 pensioner rate jointly funded by Council (45%) and the State Government (55%) in respect of general rates and domestic waste charges, Council will pay an additional rebate of \$105.00 per eligible property from 1 July 2024 for the 2024-25 rating year. This voluntary rebate will be paid pursuant to Section 582 of the Local Government Act, 1993.

The additional rebate is available for an eligible property. Where multiple eligible pensioners jointly own a property, the voluntary rebate will be shared equally and will not exceed a total of \$105.00 for each property. Eligible pensioners will only qualify for Council's voluntary rebate if they pay all the rates and charges by 31 May of that year.

If an eligible pensioner's rates and charges are not paid in full by 31 May of a particular year, the pensioner will no longer qualify for any future voluntary rebates until all outstanding payments have been made. Council has discretion to continue the rebate to only eligible pensioners that received the rebate in 2016-17.

The cost of providing this voluntary pension rebate in 2024-25 is anticipated to be \$80,604.

Additionally, where the pensioner leaves the property due to ill health or incapacitation, the rebate may still apply. However, this is on the condition that the occupation of the property remains unchanged from when the pensioner left the property, i.e. no additional person occupies the property after the eligible pensioner cease occupation, and the eligible pensioner resides in a care facility within the Shire.

Waste Management Services Charges

Parkes Shire Council is required by legislation to levy annual charges for the provision of waste management services. These charges relate to the services provided for both domestic and non-domestic waste management.

Domestic Waste Management Services Charge ("DWMS")

Section 496 of the Local Government Act 1993 (Act) requires Parkes Council to make and levy an annual charge for the recovery of costs for providing domestic waste management services. The full year DWMS charges for 2024-25 rating year is \$510.00.

The full domestic waste management (garbage) service charge is payable for each unit/flat/house (including multiples) whether each service is used each week. With exception to Aged Care Facilities who have been given the opportunity to be charged at a ratio of two units per service.

Exception for vacant land which will be charged \$96.00.

Non-Domestic Waste Management Service Charge ("NDWMS")

Section 501(1) permits Council to make and levy an annual charge for the provision of waste management services (other than domestic waste management services). The full year NDWMS charges for 2024-25 rating year is \$512.00. (Includes recyclables and not organics).

The full annual waste management (garbage) service charge is payable for each shop/business whether either service is used each week.

Exception for vacant land which will be charged \$107.00.

Subsidiary Services

In addition to the standard DWMS & NDWMS*, residents can request extra organic and/or recycling and/or general waste bins as subsidiary services to be collected on the same day as the scheduled service for that premises. The proposed charges for these services are as follows:

Table 12: Subsidiary Services		
Services	Proposed 2024-25 Charges (\$)	
	Domestic Waste	Non Domestic Waste
Organic Bin	118	130
Recycling Bin	118	130
General Waste Services	118	130

*NDWMS customers based in Parkes CBD and Business Industrial can elect to have additional services on a daily basis or preferred day.

Stormwater Management Service Charge

The proposed Stormwater Management Service Charge (SMSC) for 2024-25 will continue to assist with the cost of addressing the drainage problems in urban areas of the Shire and fund stormwater related works and services programs.

The proposed 2024-25 SMSC for residential properties is \$25.00 per eligible property, except residential strata units where an annual charge of \$12.50 is applicable.

These charges are unchanged from those levied in 2024-25. Charges do not apply to vacant land or land categorized as farmland, as well as land exempt from rates in terms of Sections 555 or 556 of the Act.

In respect to land categorized as business, the proposed 2024-25 SMSC for non-strata properties will be as follows:

- \$25.00 for lots with an area below 1,200m²
- \$100.00 for lots with an area \geq 1,200m² and $<$ 5,000m²
- \$375.00 for lots with an area \geq 5,000m²

Rates Assistance Provisions

We have considered the Office of Local Government's Debt Management and Hardship Guidelines and have ensured there are a range of options available to manage ratepayer debt and respond to genuine hardship. Further details are available as per Council's Debt Recovery and Hardship Policies.

Water Access Charges

In accordance with Section 501 of the Local Government Act, an access charge is applied to land that is situated within 225 metres of a Council water pipe, even if it is not actually supplied. In accordance with Best Practice Pricing for water and sewer business in general compliance with the guidelines set out by the Department of Water and Energy. This pricing is a prerequisite for eligibility for financial assistance towards the capital costs of backlog works under the Country Towns Water Supply and Sewer Program.

The water access charge for water services are to be charged at the proportional to the 'square' of the meter size to reflect the potential load that can be placed on the water supply network.

Council water access charges have also been relatively low by industry standards and by comparison with similarly sized Council's across the region. Increases in operating costs from the new water treatment plant and recycled water system, along with increased depreciation expenses are all attributable to the pricing increase.

Water Residential – Multiples

Multi-residential properties (e.g. a building with multiple access, flats, semi-detached), will be charged the full applicable access charge per residence.

The proposed charges for 2024-25 relating to the meter size are:

Table 13: Proposed charges for water meters		
Category	Charge	Fee(\$)
Residential	Standard Charge	304.50
Non-Residential	20mm	304.50
	25mm	472.50
	32mm	787.50
	40mm	1,228.50
	50mm	1,921.50
	80mm	4,898.30
	100mm	7,659.80
	Unmetered – Strata Title Units	304.50
	Unmetered – CBD	1,055.30
	Unmetered – Non-Rateable	304.50

Sewer Access Charges

In accordance with Best Practice Pricing for water and sewer business in general compliance with the guidelines set out by the Department of Water and Energy. This pricing is a prerequisite for eligibility for financial assistance towards the capital costs of backlog works under the Country Towns Water Supply and Sewer Program.

Under this system an access charge is applied to land that is situated within 75 metres of a Council sewer main, even if it is not actually supplied.

Table 14: Proposed charges for water meters		
Category	Charge	Fee(\$)
Residential	Standard Charge	775.00
Non-Residential	20mm**	436.00
	25mm**	684.00
	32mm	1,113.00
	40mm	1,749.00
	50mm	2,729.00
	80mm	6,982.00
	100mm	10,909.00
	Unmetered – Strata Title Units	775.00
	Unmetered – CBD	1,077.00
	Unmetered Non-Rateable	775.00

**Where AC20 = Sewer Access charge for 20mm meter and D = Diameter of customer's water meter. "Best Practice Guidelines" state that the usage charge for non-residential customers should not be less than the residential charge.

**Note: A minimum charge of \$775.00 will apply, as Council is required under the Best Practice Guidelines to have a minimum non-residential sewer charge at least equal to the residential charge.

Sewer Residential

In accordance with these guidelines, a uniform bill has been developed for residential customers based on an access for a 20mm water meter, an average residential water consumption, a discharge factor (proportion of water discharged into the sewer) and a user charge (cost to transport and treat the water).

Based on this assumption, the proposed sewer access charge for residential customers will be \$775.00 and will be applied to all residential properties including vacant land.

Sewer Residential – Multiples

Multi-residential properties (e.g. a building with multiple access, flats, semi-detached), have been charged the full applicable access charge per residence.

Sewer Non-Residential

The sewer service charge for non-residential is calculated similarly to the residential charge but is charged on the actual water consumption, size of the water service and a factor based on the volume of waste water discharged into the system by the property and therefore will vary between customers.

B	=	SDF x (AC + C x UC)
B	=	Annual non-residential sewerage bill
SDF	=	Identified sewerage discharge factor as prescribed or calculated)
C	=	Customer's annual water consumption (kL)
UC	=	Sewerage Usage Charge AC = AC20 x D/400

Sewer Non-Residential – Main Street Unmetered Premises

In conjunction with the ongoing CBD beautification, Council is installing water meters as works are carried out and other property owners will continue to be encouraged to install water meters to facilitate best practice pricing. If a water meter is installed, the premises will move to the standard non-residential sewer charge.

Sewer – Churches

As a community service obligation (CSO), it is proposed not to apply the access charge component of the residential charges and apply the usage charge only, with a minimum charge equivalent to half the residential charge (2024-25 \$387.50).

Sewer – Schools/Institutions

The sewer service charge for schools and institutions will be calculated using the non-residential formula.

However, rather than a standard discharge factor being applied, each facility has been assessed to determine the volume of wastewater discharged into the system by the property.

Sewer – Trundle/Tullamore

A Sewerage Charge for Trundle and Tullamore will be levied in accordance with Section 501 of the Local Government Act, 1993.

Residential charges for 2024-25 will be in alignment with Best Practice with the exception that vacant residential properties that have access to sewer services (within 75 metres of the Council sewer main), will bear an access charge of only \$436.00 not the full access charge of \$775.00.

Liquid Trade Waste Service Fee – Non-Residential

Council has three categories of charges for liquid trade waste as follows:

Table 15: Categories of Charges for Liquid Trade Waste

Category	Particulars
Category 1 Discharges requiring nil or minimal pre-treatment	This category includes retail food outlets with no hot food or no food that generates an oily/greasy waste, and other processes such as hairdressers, jewellery shops, and florists and funeral parlours.
Category 2 Discharges requiring prescribed pre-treatment	<p>This category includes premises that prepares and/or serves hot foods or that generates an oily/greasy waste, and includes car detailers, laboratories, mechanical workshops, car dealerships, dry cleaners, hospitals etc.</p> <p>Non-compliant Category 2 businesses are charged the rates applicable to Category 3 businesses as shown below.</p>
Category 3 Large discharges (over 20kl/day) and industrial waste	<p>For large liquid trade waste dischargers (over about 20kL/day) and dischargers of industrial waste. Excess mass charges (EMC) apply for all waste exceeding the concentration of pollutants in domestic sewerage.</p> <p>(BOD = 300mg/L, SS = 300mg/L, Ammonia = 35mg/L, Nitrogen = 50mg/L, Phosphorus = 10mg/L, Total Dissolved Solids = 1,000mg/L).</p> <p>Council currently has no Category 3 Businesses.</p>

The proposed charges for 2024-25 are as follows:

Table 16: Proposed charges for Liquid Trade Waste

Category	Charge	Fee (\$)
1	Liquid Trade Waste Services Charge	\$303.00
2	Liquid Trade Waste Services Charge	\$303.00
3	Liquid Trade Waste Services Charge	\$1,071.00

User Pay Charges

Council proposes to charge for the following services on an annual basis:

- Water Usage Charges
- Sewerage Usage Charges Non-Residential
- Trade Waste Usage Charges

Water Usage Charges

Under the Best Practice Water Pricing, Council applies a user pay system with separate water billing from rate instalment notices. Effective from 1 July 2023, Council transitioned from a two-step tariff charge to a flat usage charge for all residential and raw water usage.

Commercial Water charge shall only apply to those properties that are levied a business category within Council's rating structure. To also be eligible, the property owner within the business category must not receive any other type of rating concession in that year e.g., mixed development etc.

Property owners will receive a separate water account for consumption, four times per year based on the following proposed rates:

Table 17: Water Usage Charges	
Annual Consumption	\$ Rate per kL
Residential Rate (all consumption) – per kl	2.10
Business Rate (all consumption)	2.10
Commercial Water Charges	\$ Rate per kL
All Consumption per kL	2.10
Trundle School – Raw Water per kL	1.60
Raw Water – Rising Main from Dam	\$ Rate per kL
Raw Water (all consumption) – per kl	1.60

Sewer Usage Charges – Non-Residential

In accordance with the guidelines, each non-residential property has been assessed and a factor determined for the amount of wastewater discharged into the sewerage system. This factor is then applied to the water consumption of the property to establish an actual volume in kL, which is then multiplied by the usage charge. The usage charge reflects the cost to transport and treat the sewerage.

It is proposed that the 2024-25 usage charge be set at \$2.40 per kL discharged and will be billed in conjunction to the water usage accounts.

Liquid Trade Waste Services Charge – Non-Residential


The liquid trade waste usage charge is calculated by applying an additional discharge factor (identified as being the portion of liquid trade waste discharged into the sewer) by a specified fee per kL.

The proposed usage charge for 2024-25 is \$2.90 per kL for Category 1 and 2 businesses and \$21.20 per kL for Category 3 businesses. These charges will be billed along with the water usage account.

Category 1 and 2 non-compliant businesses will be charged at the Category 3 usage rate.

17

Fees and charges 2024-25

- 
- 1. Planning and Environmental Fees and Charges
 - 2. Waste Collection Charges
 - 3. Garbage and Depot Tipping Charges
 - 4. Operations and Infrastructure Fees and Charges
 - 5. Corporate Services Fees and Charges
 - 6. Business Undertakings Fees and Charges
 - 7. Library and Marramarra Fees and Charges
 - 8. Water Fund Fees and Charges
 - 9. Sewer Fund Fees and Charges
 - 10. Event-related Fees and Charges

Contents

1. Planning and Environmental Fees and Charges	142		
Environmental Planning and Assessment Act Fees and Charges	142	Swimming Pools – Villages – Peak Hill, Trundle, and Tullamore	172
Complying Development Application Fees	146	Kerb and Gutter (“K&G”) Construction	173
Construction Certificate Application Fees	147	Rural Addressing Marker	173
Local Government Act Fees and Charges	149	Plan Printing	173
Section 68 Application and Charges	149	Portable Stage Hire	173
Local Government Act – Service Fees and Charges	153	Street Functions	173
Local Government Act – Certificate Fees and Charges	153	Property – Road Closures	173
Plumbing and Drainage Act – Fees and Charges	154	Access Levels for Driveways Application	174
Swimming Pool Act – Fees and Charges	154	5. Corporate Services Fees and Charges	175
Government Information Public Access Act – Fees and Charges	155	603 Certificates	175
Food Act – Fees and Charges	155	Cheques	175
Companion Animals Act – Fees and Charges	156	Direct Debit	175
Impounding Act – Fees and Charges	157	Customer Refunds – Administration Fee	175
Public Health Act – Fees and Charges	158	Interest on Overdue Rates and Charges – Extra Charges	175
Protection of the Environment Operations Act – Fees and Charges	158	Copy of Rate/Instalment Notice	175
Cemetery Fees and Charges	159	Possessory of Title Information	175
2. Waste Collection Charges	160	Commercial Enquiry Fee	176
Domestic Waste Management Charges	160	GIPA (Government Information (Public Affairs) Act (GIPA) 2010	176
Noxious Weeds	161	Penalty Units	176
3. Garbage and Depot Tipping Charges	162	Flag – Parkes	176
Domestic/Residential/Commercial/Industrial	162	Scanning	176
4. Operations and Infrastructure Fees and Charges	169	Facsimile Transactions	176
Subdivision Works Certificate Application for Subdivision Plan Assessment Fee	169	Printing/Copying	177
Civil Engineering Inspections relating to subdivision and Roads Act Approvals	169	Copy of Council Document	177
Development Assessment - Application for Works in the Road Reserve - Section 138 of the Roads Act 1993	169	Room Hire	177
Section 54 Certificate – Public Lands Register Enquiry	170	Hire Equipment – Per Day	179
Water Utility Advice	170	Event-related installation of portable stage	179
Development Specifications	170	Event-related installation of stage extension at Cooke Park Pavilion	180
Parks and Gardens	170	Event-related installation of shade dome at Cooke Park	180
Swimming Pool – Parkes	171	Event-related installation of shade sails at Cooke Park	180
		Event-related cleaning fee for amenities prior to event	180
		Event-related printing, photocopying and laminating services at Parkes Visitor Information Centre	180
		Family Day Care	181
		6. Business Undertakings Fees and Charges	182
		Airport Charges Payments for Annual Fees are to be paid in advance	182
		Caravan Park – Camping Sites	182
		Caravan Park – RV Complete self-contained no use of Park Facilities	183
		Caravan Park – Ensuite Sites	183
		Cabins	183
		Caravan Park – Long Term Site per week	184
		Industrial Land	184
		Open Cut Experience – Peak Hill Gold Mine Tours Only	185
		Henry Parkes Centre Admission Prices	185
		7. Library and Marramarra Fees and Charges	186
		Photocopying	186
		Laminating	186
		Lost or Damaged Items	186
		Exam Supervision	186
		Inter-Library Loan	186
		Microfilm Copy Charges	186
		Search Service Fees	187
		Replacement Library Cards	187
		Library Meeting Room Hire	187
		Marramarra Makerspace	188
		Marramarra Room Hire	188
		8. Water Fund Fees and Charges	189
		Water Charges	189
		Availability Charges	189
		Standpipe Sales	190
		Water Developer Charges	190
		Meter Connection Fee	190
		Meter Tests	190
		Meter Readings	191
		External Fire Hydrant Testing – Administration Fee	191
		Pressure/Flow Test and Report for Fire	191
		Backflow Device Testing	191
		Water Restrictor Fee	191
		9. Sewer Fund Fees and Charges	192
		Residential Sewer Access Charges	192
		Sewer Access Charges	192
		Non-Residential Sewer Access Charges	193
		Sewer Developer Charges	193
		Sewer Connection Application Fee	193
		Trade Waste Service Fee – Section 501	193
		Trade Waste Usage Charge	193
		Trade Waste Re-inspection Fee	194

1. Planning and Environmental Fees and Charges

Environmental Planning and Assessment Act Fees and Charges

Fee name	Fee description	GST	2024-25 Fee
Development application fees			
Outdoor Advertisement			
Fee – may also require Section 68 Approval	Fee to cover the costs of processing the DA	N	\$371.00 plus \$93.00 each additional advertisement in excess of 1
Change of Use			
Fee	Fee to cover the costs of processing the DA	N	\$371.00
Class 1 and 10 Structures < \$10,000 – Carports, Garages and Outbuildings			
Fee	Fee to cover the costs of processing the DA	N	\$125.00
Class 1 and 10 Structures > \$10,000, < \$50,000 – Carports, Garages and Outbuildings			
Fee	Fee to cover the costs of processing the DA	N	\$219.00
Class 1 and 10 Structures > \$50,000, < \$100,000 – Carports, Garages and Outbuildings			
Fee	Fee to cover the costs of processing the DA	N	\$387.00
New Single Dwelling House < \$100,000			
Fee	Fee to cover the costs of processing the DA	N	\$592.00
New Single Dwelling House > \$100,000 < \$250,000			
Fee	Fee to cover the costs of processing the DA	N	\$625.00
New Single Dwelling House > \$250,000			
Base fee	Fee to cover the costs of processing the DA	N	\$630.00
Plus \$2.05 per \$1,000 above \$250,000	Fee to cover the costs of processing the DA	N	\$2.05
Development involving an erection of a building, the carry out of work, or the demolition of a work or a building			
Up to \$5,000			
Base fee	Fee to cover the costs of processing the DA	N	\$144.00
\$5,001 to \$50,000			
Base fee	Fee to cover the costs of processing the DA	N	\$220.00
Plus, per \$1,000 (or part of \$1,000 of estimated cost)	Fee to cover the costs of processing the DA	N	\$3.00
\$50,001 to \$250,000			
Base fee	Fee to cover the costs of processing the DA	N	\$459.00
Plus \$1,000 (or part of \$1,000 of estimate cost) above \$50,000	Fee to cover the costs of processing the DA	N	\$3.64
\$250,001 to \$500,000			
Base fee	Fee to cover the costs of processing the DA	N	\$1,509.00
Plus, per \$1,000 (or part of \$1,000) above \$25,0000	Fee to cover the costs of processing the DA	N	\$2.34
\$500,001 to \$1,000,000			
Base fee	Fee to cover the costs of processing the DA	N	\$2,272.00
Plus per \$1,000 (or part of \$1,000) above \$500,000	Fee to cover the costs of processing the DA	N	\$1.64
\$1,000,001 to \$10,000,000			
Base fee	Fee to cover the costs of processing the DA	N	\$3,404.00
Plus per \$1,000 (or part of \$1,000) above \$1,000,000	Fee to cover the costs of processing the DA	N	\$1.44
More than \$10,000,000			
Base fee	Fee to cover the costs of processing the DA	N	\$20,667.00
Plus per \$1,000 (or part of \$1,000) above \$10,000,000	Fee to cover the costs of processing the DA	N	\$1.19

Fee name	Fee description	GST	2024-25 Fee
Advertising a Development and Public Exhibition			
Designated Development	Fee to cover the cost of processing DA. Note: Any part of the fee not spent will be refunded	N	\$2,890.00
Advertised Development	Fee to cover the cost of processing DA. Note: Any part of the fee not spent will be refunded	N	\$1,439.00
Prohibited Development	Fee to cover the cost of processing DA. Note: Any part of the fee not spent will be refunded	N	\$1,439.00
Development requires exhibition of changes to an environmental planning instrument, or development control plan (Community Engagement Strategy) 1 Advert only	Fee to cover the cost of processing DA. Note: Any part of the fee not spent will be refunded	N	\$1,242.00
Residential Apartment Development Design Review – Additional fee	Fee to cover the cost of processing DA. Note: Any part of the fee not spent will be refunded	N	\$3,905.00
Designated Development in addition to other fees			
Designated Development Additional Fee (CI 251)	Fee to cover the costs of processing the DA	N	\$1,198.00
Integrated Development Fee			
Each Integrated Approval Body	Fee to cover the costs of processing the DA	N	\$416.00
Additional fee for processing application	Fee to cover the costs of processing the DA	N	\$183.00
Rezoning application			
Per application	Fee to cover cost of service – an agreement as to cost be entered into between Council and the person requesting that Council put forward the Planning Proposal. The agreement will cover as a minimum all internal and external costs and expenses including, but not limited to staff time, administration costs, legal costs and costs of any external studies, reports, consultant advice.	N	By agreement with council. Refer to fee description for additional details
Concurrence Fee			
Each Concurrence Body	Fee to cover cost of processing the DA	N	\$416.00
Additional fee for processing application	Fee to cover cost of processing the DA	N	\$183.00
Development Application Subdivision			
Per application – No New Road created	Fee to cover cost of processing subdivision applications	N	\$430.00
Plus: per each additional lot created	Fee to cover cost of processing subdivision applications	N	\$53.00
Per application – Where subdivision includes creation of New Road/s	Fee to cover cost of processing subdivision applications	N	\$865.00
Plus: per each additional lot created	Fee to cover cost of processing subdivision applications	N	\$65.00
Per application (Strata Title)	Fee to cover cost of processing subdivision applications	N	\$430.00
Plus: per each additional lot created	Fee to cover cost of processing subdivision applications	N	\$65.00
Other Subdivision Fees			
Post Inspection Fee (Subdivision)	Fee to cover cost of re-inspection of subdivision	N	\$215.00
Road Naming Application	Fee to cover the cost of processing application	N	\$500.00

Fee name	Fee description	GST	2024-25 Fee
Subdivision Certificate			
Fee for the issue of Subdivision Certificate minimum fee – up to 5 lots	Fee to cover the cost of processing of certificate	N	\$182.00
per lot in excess of 5 lots	Fee to cover the cost of processing of certificate	N	\$31.50
Application to Modify Development Consent			
Minor change to development Example relocation, addition of windows doors, Basix certification modification, Minor Error, mis-description, or miscalculation, not requiring neighbour notification	Fee to cover the cost of issuing a modified DA consent	N	\$92.00
Minimal Environmental Impact Minor Modification: If modification does not increase height and footpath of building; does not alter traffic generation and/or vehicle movement and parking configuration; does not increase number of subdivided lots	Fee to cover the cost of issuing a modified DA consent	N	\$839.00 or 50% of Original DA fee, whichever is less
Other modifications			
Where original DA fee less than \$100	Fee to cover the cost of issuing a modified DA consent	N	50% of Original DA fee
Where original DA less than \$100 with no work, demolition or building (Change of Use)	Fee to cover the cost of issuing a modified DA consent	N	50% of Original DA fee
Dwelling House estimated cost <\$100,000	Fee to cover the cost of issuing a modified DA consent	N	\$247.00
In the case of any other development – Up to \$5,000			
Base fee	Fee to cover the cost of issuing a modified DA consent	N	\$71.00
In the case of any other development – \$5,001 to \$250,000			
Base Fee	Fee to cover the cost of issuing a modified DA consent	N	\$110.00
Plus, per \$1,000 above \$250,000	Fee to cover the cost of issuing a modified DA consent	N	\$1.50
In the case of any other development – \$250,001 to \$500,000			
Base Fee	Fee to cover the cost of issuing a modified DA consent	N	\$651.00
Plus, per \$1,000 above \$250,000	Fee to cover the cost of issuing a modified DA consent	N	\$0.85
In the case of any other development – \$500,001 to \$1,000,000			
Base Fee	Fee to cover the cost of issuing a modified DA consent	N	\$927.00
Plus, per \$1,000 above \$500,000	Fee to cover the cost of issuing a modified DA consent	N	\$0.50
In the case of any other development – \$1,000,001 to \$10,000,000			
Base Fee	Fee to cover the cost of issuing a modified DA consent	N	\$1,285.00
Plus, per \$1,000 above \$1,000,000	Fee to cover the cost of issuing a modified DA consent	N	\$0.40
In the case of any other development – More than \$10,000,000			
Base Fee	Fee to cover the cost of issuing a modified DA consent	N	\$6,167.00
Plus, per \$1,000 above \$10,000,000	Fee to cover the cost of issuing a modified DA consent	N	\$0.27

Fee name	Fee description	GST	2024-25 Fee
Modification of Residential Apartment Development Design Review where clause 115(3) applies – additional fee	Fee to cover the cost of processing DA. Note: Any part of the fee not spent will be refunded	N	\$3,905.00
Modification public notice fee	Fee to cover the cost of issuing a modified DA consent	N	\$866.00
Application for review of modification	Fee to cover the cost of issuing a modified DA consent	N	50% of original DA Fee
Application under section 8.2 (l) (c) of EPA Act for a review of rejection			
If the estimated cost of the development is less than \$100,000	Fee to cover the cost of application	N	\$71.00
If the estimated cost of the development is \$100,000 or more and less than or equal to \$1,000,000	Fee to cover the cost of application	N	\$195.00
If the estimated cost of the development is more than \$1,000,000	Fee to cover the cost of application	N	\$325.00
Review of DA Determination Under EPA Act			
Where no building/work proposed	Fee to cover the cost of issuing a modified DA consent	N	50% of original DA Fee
Involving erection of a dwelling <\$100,000 value	Fee to cover the cost of issuing a modified DA consent	N	\$247.00
In the case of any other development – Up to \$5,000			
Base fee	Fee to cover the cost of issuing a modified DA consent	N	\$71.00
In the case of any other development – \$5,001 to \$250,000			
Base Fee	Fee to cover the cost of issuing a modified DA consent	N	\$111.00
Plus, per \$1,000	Fee to cover the cost of issuing a modified DA consent	N	\$1.50
In the case of any other development – \$250,001 to \$500,000			
Base Fee	Fee to cover the cost of issuing a modified DA consent	N	\$651.00
Plus, per \$1,000 above \$250,000	Fee to cover the cost of issuing a modified DA consent	N	\$0.85
In the case of any other development – \$500,001 to \$1,000,000			
Base Fee	Fee to cover the cost of issuing a modified DA consent	N	\$927.00
Plus, per \$1,000 above \$500,000	Fee to cover the cost of issuing a modified DA consent	N	\$0.50
In the case of any other development – \$1,000,001 to \$10,000,000			
Base Fee	Fee to cover the cost of issuing a modified DA consent	N	\$1,285.00
Plus per \$1,000 above \$1,000,000	Fee to cover the cost of issuing a modified DA consent	N	\$0.40
In the case of any other development – More than \$10,000,000			
Base Fee	Fee to cover the cost of issuing a modified DA consent	N	\$6,167.00
Plus, per \$1,000 above \$10,000,000	Fee to cover the cost of issuing a modified DA consent	N	\$0.27
Additional fee if notice required to be given under S82 of the Act	Fee to cover the cost of issuing a modified DA consent	N	\$807.00

Fee name	Fee description	GST	2024-25 Fee
Planning NSW Fees Strategic Planning Fee			
Development exceeding \$50,000	Strategic Planning Fee required to be forwarded to Planning NSW	N	0.64 times Estimated costs/\$1,000
Section 6.4(e) Compliance Certificate			
Section 6.4 (e) Compliance certificate certifying that a condition with respect to specified building work or subdivision work (being a condition attached to a development consent or complying development certificate) has been duly complied with	Fee to cover cost assessment and issue of Certificate	N	\$313.00
Section 6.4(e) Compliance certificate certifying that any specified aspect of development complies with the requirements of any other provisions prescribed by the regulations	Fee to cover cost assessment and issue of Certificate	N	\$313.00
Section 6.4 (e) Compliance certificate certifying that a specified building or proposed building has a specified classification identified in accordance with the Building Code of Australia	Fee to cover cost assessment and issue of Certificate	N	\$313.00

Complying Development Application Fees

Fee name	Fee description	GST	2023-24 Fee
Complying Development Certificate (CDC) – Assessment Fee			
For building value less than \$5,000	Fee to cover the cost of assessing and issuing CDC's and CC's	Y	\$137.00
For building value greater than \$5,000	Fee to cover the cost of assessing and issuing CDC's and CC's	Y	\$137.00 Plus fee from CC fees table
Complying Development Certificate (CDC) – Modification			
Classes 1-10 Minor change	Fee to cover the cost of issuing a modified complying development certificate	Y	\$60.00
Classes 1-10 Major change	Fee to cover the cost of issuing a modified complying development certificate	Y	50% of Original Fee
Classes 2-9 Minor change	Fee to cover the cost of issuing a modified complying development certificate	Y	\$92.00
Classes 2-9 Major change	Fee to cover the cost of issuing a modified complying development certificate	Y	\$450.00 or 50% of Original Fee

Construction Certificate Application Fees

Fee name	Fee description	GST	2024-25 Fee
Construction Certificate (CC) – Assessment Fee			
Cost Not Exceeding \$5,000			
Fee	Fee to cover the cost of service	Y	\$130.00
Exceeding \$5,000			
First \$5,000	Fee to cover the cost of service	Y	\$130.00
Each additional \$1,000 up to \$100,000 – per \$1,000	Fee to cover the cost of service	Y	\$10.00
Each additional \$1,000 from \$100,000 and up to \$250,000 – per \$1,000	Fee to cover the cost of service	Y	\$6.00
Each additional \$1,000 over \$250,000 – per \$1,000	Fee to cover the cost of service	Y	\$3.50
Construction Certificate (CC) – Modification Fee			
Classes 1–10 Minor change	Fee to cover the cost of issuing a modified construction consent	Y	\$60.00
Classes 1–10 Major change	Fee to cover the cost of issuing a modified construction consent	Y	50% of Original Fee
Classes 2–9 Minor change	Fee to cover the cost of issuing a modified construction consent	Y	\$95.00
Classes 2–9 Major change	Fee to cover the cost of issuing a modified construction consent	Y	\$460.00
BASIX Certificate Amendments			
Minor – per certificate amendment (prior to approval)	Fee to cover the cost of reassessing and amending plans under construction certificate of development application	Y	\$40.00
Major – per certificate amendment (prior to approval)	Fee to cover the cost of reassessing and amending plans under construction certificate of development application	Y	\$80.00
Assessment of Alternative Solution Fee			
Per performance clause Volume Two of Building Code of Australia (Class 1 and 10 buildings) (per clause)	Fees to cover the cost of assessing the Alternative Solutions	Y	\$175.00
Per performance clause Volume One of Building Code of Australia – Not fire safety measure clauses (per clause)	Fees to cover the cost of assessing the Alternative Solutions	Y	\$298.00
Per performance clause Volume One of Building Code of Australia – Fire safety measure clauses (per clause)	Fees to cover the cost of assessing the Alternative Solutions	Y	\$417.00
Where referral to fire safety engineer for peer review is required as deemed necessary by Council	Fees to cover the cost of assessing the Alternative Solutions	Y	Cost + 10%
Referral fee where referral required to Fire & Rescue NSW			
Initial fire safety report	Fee to cover the cost of assessing Fire Safety by Fire Rescue	Y	Cost set by NSW Fire & Rescue
Final fire safety report	Fee to cover the cost of assessing Fire Safety by Fire Rescue	Y	Cost set by NSW Fire & Rescue
Fire safety system report	Fee to cover the cost of assessing Fire Safety by Fire Rescue	Y	Cost set by NSW Fire & Rescue
Fire Safety Upgrade Report < 1993 Building – To be Advised AI Accredited Certifier			
Where referral to fire safety engineer is required	Fee to cover cost of service	Y	Cost + 10%

Fee name	Fee description	GST	2024-25 Fee
Inspection Fee related to DA, CC and CDC Stage Inspections			
Inspection Fee	Fee to cover the cost of issuing inspection report	Y	\$212.00
Inspection carried out on behalf of PC	Fee to cover the cost of issuing inspection report	Y	\$410.00
Per Inspection where Council is PCA and not a certifying authority value < \$10,000 – Class 10 Structures	Fee to cover the cost of issuing inspection report	Y	\$175.00
Per Inspection where Council is PCA and not a certifying authority – All other development	Fee to cover the cost of issuing inspection report	Y	\$740.00
Occupation Certificate Fee			
Class 1 and 10 Issue of Occupation Certificate including final inspection per application – multi residential unit per dwelling unit	Fees to cover the cost of processing and issuing Occupation Certificate	Y	\$240.00
Class 2–9 Issue of Occupation Certificate including final inspection per application	Fees to cover the cost of processing and issuing Occupation Certificate	Y	\$340.00
Registration Fee Part 4A Certificates			
Per Application	Fee to cover the Lodgement of Part 4A certificates submitted by Private Certifiers and additional handling carried out by Council	N	\$39.00
Per Modification	Fee to cover the Lodgement of Part 4A certificates submitted by Private Certifiers and additional handling carried out by Council	N	\$39.00
Per Withdrawal	Fee to cover the Lodgement of Part 4A certificates submitted by Private Certifiers and additional handling carried out by Council	N	\$39.00
Section 10.7 Planning Certificate			
10.7 (2)	Fee to cover the cost of processing of certificate	N	\$69.00
10.7 (2) and (5)	Fee to cover the cost of processing of certificate	N	\$174.00
Building Certificate Fee (Sec 6.22 to 6.26)			
Building Information Certificate (Part) Class 1 and 10 Buildings	Fee to cover the cost of issuing a Building Certificate in accordance with Section 6.22–6.26	N	\$400.00
Class 1 (per dwelling on the site) or Class 10 Building	Fee to cover the cost of issuing a Building Certificate in accordance with Section 6.22–6.26	N	Relevant DA and CC or CDC fee as set out in these fees and charges
Class 2–9 Buildings – Not exceeding 200m2 Base Fee	Fee to cover the cost of issuing a Building Certificate in accordance with Section 6.22–6.26	N	Relevant DA and CC or CDC fee as set out in these fees and charges
Subsequent Inspections – Minimum	Fee to cover the cost of issuing a Building Certificate in accordance with Section 6.22–6.26	N	\$212.00
Copy of Building Certificate (CI 261)	Fee to cover the cost of issuing a Building Certificate in accordance with Section 6.22–6.26	N	\$13.00

Fee name	Fee description	GST	2024-25 Fee
Additional Fee for Development carried out where not approved by Council as per Section 260 (3A) EP&A (A) Reg 2000	Fees to cover cost of inspection and assessment	N	Relevant DA and CC or CDC fee as set out in these fees and charges
Refundable Bond for the Repair to Damaged Kerb and Guttering ("K&G") from Building Works			
Dwellings	Bond to cover damage caused to K&G during building works	N	\$500.00
Swimming Pools	Bond to cover damage caused to K&G during building works	N	\$500.00
Industrial and Commercial Developments per lineal metre of Street Frontage	Bond to cover damage caused to K&G during building works	N	\$100.00
Water Service Security Deposit for Demolition Fee	Fee covers cost of Council's Assets	N	\$1,200.00

Local Government Act Fees and Charges

Section 68 Application and Charges

Fee name	Fee description	GST	2024-25 Fee
Part A Structures of places of Public Entertainment			
Application to Install a manufactured home, moveable dwelling or associated structure in caravan park, manufactured home estate or the like and where existing development consent for such purpose is in place (includes two compliance inspection fees)	Fee to cover the cost of assessment of application	N	\$405.00
Application to Install a manufactured home, moveable dwelling or associated structure on land other than caravan park or manufactured home estate or the like (includes two compliance inspection fees) (Development Consent may also be required)	Fee includes approval to install manufactured home. – Note relevant development application fee and inspection fees applicable in addition to this approval fee	N	\$840.00
Inspection fees related to installation of manufactured home, moveable dwelling or associated structure (per inspection)	Fee to cover the cost of issuing inspection report	Y	\$212.00
Part B Water supply, sewerage and stormwater drainage work			
Application to carry out water supply work, sewerage work, stormwater drainage work – Plumbing and Drainage Approval/Permit including connect a private drain or sewer with a public drain or sewer under the control of a council or with a drain or sewer which connects with such a public drain or sewer	Fee to cover the cost of assessment of application	N	\$75.00 plus, each additional WC
each additional WC fee in addition to base application fee – per additional toilet	Fee to cover the cost of assessment of application	N	\$30.00
Inspection Fee related to S68 Plumbing and Drainage associated with applications or monitoring of operation of systems per inspection	Fee to cover the cost of inspection	Y	\$212.00
Drafting of external house drainage plan	Fee to cover the cost of drafting, filing and retrieving plans	N	\$170.00

Fee name	Fee description	GST	2024-25 Fee
Draw water from a council water supply or a standpipe or sell water so drawn	Fee to cover the cost of assessment of application	N	\$80.00
Part C Management of waste			
For fee or reward, transport waste over or under a public place	Fee to cover the cost of assessment of application	N	\$85.00
Place waste in a public place	Fee to cover the cost of assessment of application	N	\$85.00
Place a waste storage container in a public place	Fee to cover the cost of inspection	N	\$85.00
Disposal of waste into a sewer of the Council (Trade Waste) Application Fee	Fee to cover the cost of processing	Y	\$212.00
Trade waste Installation Inspection Fee	Fee to cover the cost of inspection and report	Y	\$212.00
Trade Waste Operational Inspection fee	Fee to cover the cost of assessment of application	Y	\$212.00
On-Site Sewage Management Systems Installation – Application Fee per application	Fee to cover the cost of processing the application and issuing approval, inspection, and certificate. A statutory requirement of Local Government (General) Regulation 2005, Part 2 Division 4, Subdivision 5 (As per Local Government Act)	N	\$170.00
On-Site Sewage Management Systems – Major Alteration to existing approved on-site Sewerage Management System – Addition to dwelling-house or buildings including additional waste facilities	Fee to cover the cost of processing the application and issuing approval, inspection, and certificate. A statutory requirement of Local Government (General) Regulation 2005, Part 2 Division 4	N	\$170.00
On-Site Sewage Management Systems – Minor alteration to existing approved on-site Sewerage Management System	Fee to cover the cost of processing the application and issuing approval, inspection and certificate. A statutory requirement of Local Government (General) Regulation 2005, Part 2 Division 4	N	\$85.00
Operate On-Site Sewage Management System	Fee to cover the cost of processing the application and issuing approval. A statutory requirement of Local Government (General) Regulation 2005, Part 2 Division 4, Subdivision 6	N	\$85.00
Inspection Fee related to On-site Sewage Management Systems Inspections associated with application or monitoring of operation of systems per inspection	Fee to cover the cost of processing the application and issuing approval, inspection and certificate. A statutory requirement of Local Government (General) Regulation 2005, Part 2 Division 4, Subdivision 5 (as per Local Government Act)	Y	\$212.00
Part D Community land			
Engage in a trade or business	Fee to cover the cost of assessment of application	N	\$85.00
Direct or procure a theatrical, musical or other entertainment for the public	Fee to cover the cost of assessment of application	N	\$85.00
Construct a temporary enclosure for the purpose of entertainment	Fee to cover the cost of assessment of application	N	\$85.00
For fee or reward, play a musical instrument or sing– Annual permit (1/1 – 31/12) (Individual) Note: The requirement for this approval applies to land defined as community land and does not include roads or road reserves/footpaths. Approval may be required on roads under Section 68 (E) in some circumstances.	Fee to cover the cost of assessment of application	N	\$25.00

Fee name	Fee description	GST	2024-25 Fee
Application For fee or reward, play a musical instrument or sing – Annual permit (1/1 – 31/12) (Festival) (Multiple Persons) Note: The requirement for this approval applies to land defined as community land and does not include roads or road reserves/ footpaths. Approval may be required on roads under Section 68 (E) in some circumstances.	Fee to cover the cost of assessment of application	N	\$85.00
For fee or reward, play a musical instrument or sing for applicants under 15 years of age. Note: The requirement for this approval applies to land defined as community land and does not include roads or road reserves/ footpaths. Approval may be required on roads under Section 68 (E) in some circumstances.	Charge reflective of supporting young performers.	N	Nil
Set up, operate, or use a loudspeaker or sound amplifying device	Fee to cover the cost of assessment of application	N	\$85.00
Deliver a public address or hold a religious service or public meeting	Fee to cover the cost of assessment of application	N	\$85.00
Part E Public Roads			
Swing or hoist goods across or over any part of a public road by means of a lift, hoist or tackle projecting over the footway	Fee to cover the cost of assessment of application	N	\$85.00
Expose or allow to be exposed (whether for sale or otherwise) any article in or on or to overhang any part of the road or outside a shop window or doorway abutting the road, or hang an article beneath an awning over the road (includes one inspection fee)	Fee to cover the cost of assessment of application	N	\$85.00
Expose or allow to be exposed (whether for sale or otherwise) any article in or on or so as to overhang any part of the road or outside a shop window or doorway abutting the road, or hang an article beneath an awning over the road (includes one inspection fee) as part of busking performance – Annual permit (1/1 – 31/12) (Individual) Note: Busking performers on public roads only required this approval where they are exposing any article, for example speaker, money collection receptacle etc., as part of their busking.	Fee to cover the cost of assessment of application	N	\$35.00

Fee name	Fee description	GST	2024-25 Fee
Expose or allow to be exposed (whether for sale or otherwise) any article in or on or so as to overhang any part of the road or outside a shop window or doorway abutting the road, or hang an article beneath an awning over the road (includes one inspection fee) as part of busking performance – Annual permit (1/1 – 31/12) (Festival) (Multiple Persons) Note: Busking performers on public roads only required this approval where they are exposing any article, for example speaker, money collection receptacle etc., as part of their busking.	Fee to cover the cost of assessment of application	N	\$85.00
Expose or allow to be exposed (whether for sale or otherwise) any article in or on or to overhang any part of the road or outside a shop window or doorway abutting the road or hang an article beneath an awning over the road (includes one inspection fee) as part of busking performance – for applicants under 15 years of age. Note: Busking performers on public roads only required this approval where they are exposing any article, for example speaker, money collection receptacle etc., as part of their busking.	Charge reflective of young performers	N	Nil
Application for footway restaurant Application Fee (Note: Development Consent may also be required)	Fee to cover the cost of processing application and use of footways	N	\$34.00
Adjoining owner's Notification and Advertisement Fee for footway restaurant.	Fee to cover the cost of processing application and use of footways	N	\$120.00
Part F Other Activities			
Operate Caravan Park, Camping Ground Manufactured home estate or camping ground – Application for Approval (New Premises) note Development Consent also required	Fee to cover the cost of assessment of application	N	\$550.00
Operate Caravan Park, Camping Ground Manufactured home estate or camping ground – Application for Renewal of existing Approval	Fee to cover the cost of assessment of application	N	\$85.00 plus inspection fee/ hr, min 1 hr
Operate Temporary Caravan Park Camping ground for period of six (6) weeks or less per year	Fee to cover the cost of assessment of application	N	\$85.00 plus inspection fee/ hr, min 1 hr
Caravan Park Compliance inspection including re-inspection and other inspections other than annual renewal inspections	Fee to cover the cost of service	N	\$212
Install a domestic oil or solid fuel heating appliance, other than a portable appliance	Fee to cover the cost of service	N	\$120.00

Fee name	Fee description	GST	2024-25 Fee
Install or operate amusement device – Shows, Fairs, Functions within Parkes Township per device included on inspection	Fee to cover the cost of processing applications, issuing approvals, and inspecting amusement devices	N	\$70.00
Install or operate amusement device – Small Town Event (Alectown, Bogan Gate, Cookamidgera, Peak Hill, Trundle and Tullamore) per device includes one inspection	Fee to cover the cost of processing applications, issuing approvals, and inspecting amusement devices	N	\$50.00
Install or operate amusement device – Agricultural show circuit including one or all Parkes and small-town events – per device includes approval and inspection at each location	Fee to cover the cost of processing applications, issuing approvals, and inspecting amusement devices	N	\$85.00
Use standing vehicle or any article for the purpose of selling any article in a public place	Fee to cover the cost of assessment of application	N	\$85.00
Inspection conducted in relation to Section 68 Application monitoring of operation – per inspection	Fee to cover the cost of service	Y	\$212.00
Other S68 Approval not listed – application fee includes one inspection fee	Fee to cover the cost of assessment of application	N	\$85.00
Inspection fees not specifically listed related to Section 68 Application, monitoring or enforcement	Fee to cover the cost of issuing inspection report	Y	\$212.00

Local Government Act – Service Fees and Charges

Fee name	Fee description	GST	2024-25 Fee
Fee for provision of information charged in accordance with Section 608 LGA 1993 Application Fee (For Service/Advice) per verbal or written advice	Fee for providing service or advice.	Y	\$250.00 per hour (minimum 1/2-hour charge)
Fee for provision of advice including pre lodgement advice relating to the exercise of Council's regulatory functions including approval processes charged in accordance with Section 608 LGA 1993 Application Fee (For Service/Advice) Per verbal or written advice	Fee for providing service or advice.	Y	\$250.00 per hour (minimum 1/2-hour charge)

Local Government Act – Certificate Fees and Charges

Fee name	Fee description	GST	2024-25 Fee
Section 735(a) (Outstanding Notice) Certificate Local Government Act	Fee to cover the cost of processing application and issuing certificate	Y	\$128.00
Section 735(a) (Outstanding Notice) Certificate Local Government Act and 121ZP EPAA Certificate Application Fee	Fee to cover the cost of processing application and issuing certificate.	Y	\$175.00
Search Fees			
Deposited Plan or Section 88B instrument Search Fee	Fee to cover the cost of administration and search fee associated with title search	Y	Cost plus \$15.90

Fee name	Fee description	GST	2024-25 Fee
Certificate of Title for Land Search Fee	Fee to cover the cost of administration and search fee associated with title search	Y	Cost plus \$15.90
Advice on Notices under other Acts other than Local Government Act and Environmental Planning and Assessment Act	Fee for providing service or advice.	Y	\$125.00
Drainage Plans			
Copy of Drainage Diagram	Fee to cover the cost of retrieving and printing plan	N	\$45.00
Document Scanning – Electronic Submission of Plans and Documents			
A4 or less per page	Fee to cover cost of scanning the documents	Y	\$4.75 up to maximum of \$50.00
A3 or larger per page	Fee to cover cost of scanning the documents	Y	\$24.50 up to maximum of \$200.00
Development Control Plan 2013			
Provision of Printed copy of Development Control Plan	Fee to cover cost of issuing cost	Y	\$360.00
Provision of Printed copy of Development Control Plan per section	Fee to cover cost of issuing cost	Y	\$3.50 per page
Provision of paper copy approval and documentation			
A4 Colour per page	Fee to cover the cost of the service	Y	\$3.50
A3 Colour per page	Fee to cover the cost of the service	Y	\$4.50
Building approval application issued under the Local Government Act 1993 – Administration fee	Change to cover the cost of letter advising on state of completion of a building development (only applicable on valid applications bona fide completed within the last 12 months)	N	\$310.00

Plumbing and Drainage Act – Fees and Charges

Fee name	Fee description	GST	2024-25 Fee
Plumbing and drainage Inspections – where inspection carried out under Plumbing and drainage act per inspection	Fee to cover the cost of service	Y	\$212.00

Swimming Pool Act – Fees and Charges

Fee name	Fee description	GST	2024-25 Fee
Certificate Fee Clause 10 – Application Exemption Certificate (Sec 22)	Fee to cover the cost of service as set in Swimming Pools Act	N	\$250.00
Swimming Pool Barrier Inspection Fee (where first inspection since person became owner)	Fee to cover the cost-of-service initial inspection as set in Swimming Pools Act	N	\$150.00

Fee name	Fee description	GST	2024-25 Fee
Swimming Pool Barrier Inspection Fee (where second and each subsequent inspection since person became owner)	Fee to cover the cost-of-service subsequent inspections as set in Swimming Pools Act	N	\$100.00
Swimming Pool Barrier Inspection Fee (where first inspection since a certificate of compliance in relation to the premises ceased to be valid)	Fee to cover the cost of service initial inspection as set in Swimming Pools Act	N	\$150.00
Swimming Pool Barrier Inspection Fee (where second and each subsequent inspection since a certificate of compliance in relation to the premises ceased to be valid)	Fee to cover the cost of service subsequent inspections as set in Swimming Pools Act	N	\$100.00
Provision of registration information within the meaning of Section 30B of the Swimming Pools Act – (Fee for providing information into register on behalf of owner)	Fee to cover the cost of service in as set in Swimming Pools Act	N	\$10.00
Swimming Pool Safety Signs			
Per sign	Fee to cover costs associated with the purchase of signs	Y	\$35.00

Government Information Public Access Act – Fees and Charges

Fee name	Fee description	GST	2024-25 Fee
Counter enquiry/in person request for copy of open access record under GIPA Act 2010			
A4 black and white	Fee to cover the cost of the service	Y	\$1.70
A3 black and white	Fee to cover the cost of the service	Y	\$2.70
A4 colour	Fee to cover the cost of the service	Y	\$2.70
A3 colour	Fee to cover the cost of the service	Y	\$4.70
Written request for copy of record under GIPA Act 2010			
Assessment of written request for access, document search and retrieval per 30 mins	Charge to cover the costs of Assessment of request for access, document search, retrieval and copying where not open access information or where applicant has not attended Council for viewing	Y	\$55.00
A4 black and white	Fee to cover the cost of the service	Y	\$1.70
A3 black and white	Fee to cover the cost of the service	Y	\$2.70
A4 colour	Fee to cover the cost of the service	Y	\$2.70
A3 colour	Fee to cover the cost of the service	Y	\$4.70
Provide email or electronic copy of records per page	Fee to cover cost of compiling, scanning, emailing	Y	\$5.00

Food Act – Fees and Charges

Fee name	Fee description	GST	2024-25 Fee
Annual Administration charge per premises inspected	Fees to cover the cost of carrying out inspections – Covid 19 Relief	Y	\$127.00

Fee name	Fee description	GST	2024-25 Fee
Inspection fee – High and Medium Risk Premises	Fees to cover the cost of carrying out inspections – Covid 19 Relief	Y	\$212.00
Inspection fee – Low Risk Premises	Fees to cover the cost of carrying out inspections – Covid 19 Relief	Y	\$60.00
Re-Inspection fee – High and Medium Risk Premises	Fees to cover the cost of carrying out inspections – Covid 19 Relief	Y	\$212.00
Re-Inspection fee – Low Risk Premises	Fees to cover the cost of carrying out inspections – Covid 19 Relief	Y	\$60.00
Improvement Notice – Food Act	Fees to cover the cost of carrying out inspections – Covid 19 Relief	Y	\$346.50

Companion Animals Act – Fees and Charges

Fee name	Fee description	GST	2024-25 Fee
Companion Animals Registrations			
De-sexed Animal	Fees in relation to Council undertaking its Statutory role under the Companion Animals Management Act	N	\$57.00
Animal not de-sexed	Fees in relation to Council undertaking its Statutory role under the Companion Animals Management Act	N	\$207.00
Additional late fee if the registration fee has not been paid 28 days after the date on which the companion animal is required to be registered. (dog 6-months of age, cat 4-months of age)	Fees in relation to Council undertaking its Statutory role under the Companion Animals Management Act	N	\$15.00
Animal not de-sexed kept by recognised breeder for breeding purposes	Fees in relation to Council undertaking its Statutory role under the Companion Animals Management Act	N	\$57.00
De-sexed animal owned by eligible pensioner	Fees in relation to Council undertaking its Statutory role under the Companion Animals Management Act	N	\$24.00
De-sexed animal sold by eligible pound or shelter	Fees in relation to Council undertaking its Statutory role under the Companion Animals Management Act	N	\$28.50
Animal Released to Animal Rehoming Group with Current Clause 16D Exemption from NSW Office of Local Government upon receipt of application and relevant documentation. (Note Animals must be microchipped as part of release).	Fees in relation to Council undertaking its Statutory role under the Companion Animals Management Act	N	Nil
Certificate of Compliance for Dangerous/Restricted Breed enclosure	Fees in relation to Council undertaking its Statutory role under the Companion Animals Management Act	N	\$195.00
Dog Pound – Release Fees			

Fee name	Fee description	GST	2024-25 Fee
First offence	Fees in relation to Council undertaking its Statutory role under the Companion Animals Act	N	\$31.00
Second offence	Fees in relation to Council undertaking its Statutory role under the Companion Animals Act	N	\$52.00
Third and subsequent	Fees in relation to Council undertaking its Statutory role under the Companion Animals Act	N	\$121.00
Sale of Dog already microchipped and registered	Fees in relation to Council undertaking its Statutory role under the Companion Animals Act	Y	\$93.00
Sale of Dog not already microchipped and/or registered	Fees in relation to Council undertaking its Statutory role under the Companion Animals Act	Y	\$33.50 plus microchipping and/or registration fees
Sustenance per day	Fees in relation to Council undertaking its Statutory role under the Companion Animals Management Act	N	\$15.00
Surrender Fee – at pound	Fees in relation to Council undertaking its Statutory role under the Companion Animals Management Act	N	\$52.50
Surrender Fee – at residence	Fees in relation to Council undertaking its Statutory role under the Companion Animals Management Act	N	\$65.00
Micro-chipping Fee	Fees in relation to Council undertaking its Statutory role under the Companion Animals Management Act	Y	\$85.00
Veterinary Costs relating to sale/release of Animals	Fees in relation to Council undertaking its Statutory role under the Companion Animals Management Act	Y	Actual vet cost plus 10% plus GST

Impounding Act – Fees and Charges

Fee name	Fee description	GST	2024-25 Fee
Impounding of Livestock			
Fee for Service of Impounding Notice to Owner	Fees to cover cost of issuing notice	N	\$26.00
Fee for the conveyance of Animals to pound	Charges for the transportation of abandoned stock determined on an incident basis	N	Actual cost including staff time and carrier costs plus GST
Driving Fees to pound			
Horse and Cattle per km			
First offence	Fees applied to the driving of stock	N	\$7.00
Each additional animal	Fees applied to the driving of stock	N	\$4.80
Sheep			
1 to 100	Fees applied to the driving of stock	N	\$7.00
Each additional 100 or part thereof (per head)	Fees applied to the driving of stock	N	\$3.80
Goats and Pigs			
Each	Fees applied to the driving of stock	N	\$3.80

Fee name	Fee description	GST	2024-25 Fee
Feed and Water Sustenance Charges			
Horse/Cattle per day animal	Fees applied to owners of impounded stock	N	\$20.00
Sheep per day animal	Fees applied to owners of impounded stock	N	\$7.00
Goats and Pigs per day animal	Fees applied to owners of impounded stock	N	\$7.00
Veterinary Care	Fees applied to owners of impounded stock	Y	Actual cost including staff time
Impounding of other articles and motor vehicles			
Shopping trolley release – per trolley	Fees applied to owners of items which are impounded	N	\$35.00
Other articles impounded under Impounding Act	Fees applied to owners of items which are impounded	N	\$35.00
Additional charges in relation to sale of Impounded articles not claimed by owner. (In addition to tender price submitted by purchaser) per article or group of articles when advertised as joint purchase.	Fees applied to cover costs of impounding and transport of vehicle in addition to sale price by tender	N	\$77.00
Additional charges in relation to sale of motor vehicle Impounded and not claimed by owner. (In addition to tender price submitted by purchaser)	Fees applied to cover costs of impounding and transport of vehicle in addition to sale price by tender	N	\$275.00
Fee for Service of Impounding Notice to Owner	Fees to cover cost of issuing notice	N	\$26.00
Motor vehicle impounded – per motor vehicle	Fees applied to owners of items which are impounded	N	\$238.00 plus costs of any advertising, towing and storage of vehicle

Public Health Act – Fees and Charges

Fee name	Fee description	GST	2024-25 Fee
Beauty Salons/Hairdressers	Fees to cover cost of service	Y	\$212.00
Skin Penetration Premises	Fees to cover cost of service	Y	\$212.00
Other Premises subject to Inspection	Fees to cover cost of service	Y	\$212.00
Inspection of Public Swimming pool under Public Health Act	Fees to cover cost of service	Y	\$212.00
Re-Inspection of Public Swimming pool under Public Health Act	Fees to cover cost of service	Y	\$212.00

Protection of the Environment Operations Act – Fees and Charges

Fee name	Fee description	GST	2024-25 Fee
Administration fee – for issue of Clean Up Notice Section 94	Administrative cost of prepare and giving notice	N	\$577.00
Administration fee – for issue of Prevention Notice Section 100	Administrative cost of prepare and giving notice	N	\$577.00

Fee name	Fee description	GST	2024-25 Fee
Administration fee – for issue of Noise Control Notice Section 267A	Administrative cost of prepare and giving notice	N	\$577.00

Cemetery Fees and Charges

Fee name	Fee description	GST	2024-25 Fee
Reservation Fee	Fees applied for reservation, Right of Burial has no charge where ROB issued	Y	\$555.00
Reservation Fee – Peak Hill Beam Section	Fees applied for reservation, Right of Burial has no charge	Y	\$770.00
Stillborn Child (end row corner small allotment)	Fees applied for reservation; Right of Burial has no charge where ROB issued	Y	\$160.00
Approval for Right of Burial - Interment Services Levy for Ashes - Levy will not apply to destitute persons or children under the age of 12 years. Internment Services Levy will apply to reopening of Grave or ashes	Regulated fee - Internment Services Levy	Y	\$63.00
Approval for Right of Burial - Interment Services Levy for Burial - Levy will not apply to destitute persons or children under the age of 12 years. Internment Services Levy will apply to reopening of Graves	Regulated fee - Internment Services Levy	Y	\$ 156.00
Lawn Cemetery Site			
Internment and perpetual maintenance	Fees applied for reservation, Right of Burial has no charge where ROB issued	Y	\$2,740.00
Memorial Walls and Gardens			
Niche wall Peak Hill, Trundle and Tullamore	Fees to cover the cost of service	Y	\$180.00
Remembrance Garden – Parkes (A-H)	Fees to cover the cost of service	Y	\$455.00
Remembrance Garden – Parkes (J-M)	Fees to cover the cost of service	Y	\$1,420.00
Permits, re-opening charges and additional fees			
Additional Internment fees apply Burial on Saturday	Fees to cover the cost of service to account for impacts of penalty rates and/or additional contractor costs	Y	\$365.00
Additional Internment fees apply Burial on Sunday and Public Holidays	Fees to cover the cost of service to account for impacts of penalty rates and/or additional contractor costs	Y	\$550.00
Approval to re-opening grave	Fees to cover the cost of service	Y	\$135.00
Permit – Erect Headstone and/or Slab	Fees to cover the cost of service	N	\$80.00
Cemetery Removal Fee (exhumation)	Fees to cover the cost of service	Y	\$460.00

2. Waste Collection Charges

Domestic Waste Management Charges

Fee name	Fee description	GST	2024-25 Fee
Domestic waste management charge (DWMC) (section 496) charge per service – Charge to finance the operational cost of waste collection (including recyclables and organics) and disposal within the Parkes Shire (per annum)	Fee to cover the cost of service	Y	\$510.00
DWMC (Section 496) Subsidiary Waste Service per additional bin collected same day as scheduled service (fortnightly collection). Charge to finance the operational cost of waste collection and disposal within the Parkes Shire (per annum)	Fee to cover the cost of service	Y	\$118.00
DWMC (Section 496) Subsidiary Recycling Service per additional bin collected same day as scheduled service (fortnightly collection). Charge to finance the operational cost of waste collection disposal and processing (per annum)	Fee to cover the cost of service	Y	\$118.00
DWMC (Section 496) Subsidiary Organics Service per additional bin collected same day as scheduled service (weekly collection). Charge to finance the operational cost of waste collection disposal and processing (per annum)	Fee to cover the cost of service	Y	\$118.00
DWMC (section 496) Vacant Land – Charge to finance the operational cost of waste collection (incl Organics and Recyclables) and disposal within the Parkes Shire	Fee to cover the cost of service	Y	\$96.00
Non-Domestic Waste Management Charge (NDWMC) (Section 501) per service – Charge to finance the operational cost of waste collection (including Recyclables – not Organics) and disposal within the Parkes Shire	Fee to cover the cost of service	Y	\$512.00
Non-Domestic Waste Management Charge (NDWMC) (Section 501) per service – Charge to finance the operational cost of waste collection (including Recyclables and Organics) and disposal within the Parkes Shire	Fee to cover the cost of service	Y	\$570.00
NDWMC (Section 501) Subsidiary Waste Service per additional bin collected same day as scheduled service (fortnightly collection). Charge to finance the operational cost of waste collection and disposal within the Parkes Shire (per annum)	Fee to cover the cost of service	Y	\$130.00
NDWMC (Section 501) Subsidiary Recycling Service per additional bin collected same day as scheduled service (fortnightly collection). Charge to finance the operational cost of waste collection disposal and processing (per annum)	Fee to cover the cost of service	Y	\$130.00

Fee name	Fee description	GST	2024-25 Fee
NDWMC (Section 501) Subsidiary Organics Service per additional bin collected same day as scheduled service (weekly collection). Charge to finance the operational cost of waste collection disposal and processing (per annum)	Fee to cover the cost of service	Y	\$130.00
NDWMC (Section 501) Vacant Land – Charge to finance the operational cost of waste collection (incl Recyclables and Organics) and disposal within the Parkes Shire	Fee to cover the cost of service	Y	\$107.00
Fee for Replacement Village Landfill key/fob	Fee to cover the cost of service	Y	\$110.00
Replacement Bin for kerbside collection where lost or stolen	Fee to cover the cost of service	Y	\$110.00

Noxious Weeds

Fee name	Fee description	GST	2024-25 Fee
Private Work, Spraying Charges			
Per Hour	Outstanding Notices Work not carried out for weed control	Y	\$95.00
Min 1/2 Hour	Outstanding Notices Work not carried out for weed control	Y	\$70.00

3. Garbage and Depot Tipping Charges

Domestic/Residential/Commercial/Industrial

Waste Type Description	Fee Description	GST		Mobile Garbage Bin 240 Litre (half rate charged for half load – min charge half load)	Car boot up to 0.5m3 (half rate charged for half load)	Single axle trailer/ute to level – up to 1m3 (half rate charged for half load)	Bogie axle trailer/ute to level – up to 1.5m3 (half rate can be charged for half load)	Skip bin up to 3m3 (note: acceptable waste skip by volume not weight at Peak Hill Only)	Trucks & skip bins per tonne (note: skip bin quantities of waste not accepted at Peak Hill)	Per item
Aggregate, road base or ballast – Material such as rock and/or gravel. Example: road base, railway ballast, processed sandstone asphalt Excluding: crushed concrete	Fee to cover the cost of service	Y	Separate or as part of mixed load	\$5.00	\$12.00	\$20.00	\$46.00	\$61.50	\$77.50	
Aluminium (non-ferrous) Example: Aluminium frames, aluminium cans	Fee to cover the cost of service	Y	Sorted waste – not contaminated /mixed	No Charge	No Charge	No Charge	No Charge	No Charge	No Charge	No Charge
Standard Asbestos Charge (Includes both Friable, Non-Friable & Asbestos Contaminated Soil)	Fee to cover the cost of service	Y	Sorted waste – not contaminated /mixed	Not accepted	Not accepted	To be weighed	To be weighed	To be weighed	To be weighed	\$391.50 per tonne
				Minimum 48hrs notice/booking prior to bringing waste. All the asbestos accepted at this facility must be double wrapped. The waste must be transported as per the NSW EPA guidelines.						\$287.00 per tonne
Fire Damaged House containing Asbestos – Mixed demolition waste containing asbestos produced by single fire damaged house (up to Maximum of 80m3 after which amount normal asbestos waste rates apply) where due to nature of demolition required asbestos cannot be removed prior to demolition. Disposal and transport regulation under Protection of Environment Operations Act must be adhered to in transport and delivery to facility	Fee to cover the cost of service	Y	Fees per individual house							\$6,300.00
Ashes – Example: Ash from any incinerator or fly ash or bottom ash	Fee to cover the cost of service	Y	Separate or as part of mixed load	\$5.00	\$12.00	\$20.00	\$46.00	\$61.50	\$77.50	
Batteries – Example: Batteries separated from electronic devices & vehicle batteries	Fee to cover the cost of service	Y	Sorted waste – not contaminated /mixed	No charge – limited to household quantity	No charge – limited to household quantity	No charge – limited to household quantity	No charge – limited to household quantity	No charge – limited to household quantity	No charge – limited to household quantity	No charge – limited to household quantity

Waste Type Description	Fee Description	GST		Mobile Garbage Bin 240 Litre (half rate charged for half load – min charge half load)	Car boot up to 0.5m3 (half rate charged for half load)	Single axle trailer/ute to level – up to 1m3 (half rate charged for half load)	Bogie axle trailer/ ute to level – up to 1.5m3 (half rate can be charged for half load)	Skip bin up to 3m3 (note: acceptable waste skip by volume not weight at Peak Hill Only)	Trucks & skip bins per tonne (note: skip bin quantities of waste not accepted at Peak Hill)	Per item
Bricks Mortar or concrete – E.g.: bricks with mortar, concrete containing steel reinforcing Excluding: Fibre cement	Fee to cover the cost of service	Y	Sorted waste – not contaminated/ mixed	\$5.00	\$12.00	\$20.00	\$46.00	\$61.50	\$77.50	
Sludge cake or manures – Bio-solids: the organic product that results from sewage treatment processes (sometimes referred to as sewage sludge). Manure: any mixture of manure & biodegradable animal bedding (such as straw)	Fee to cover the cost of service	Y	Sorted waste – not contaminated / mixed	\$5.00	\$12.00	\$20.00	\$46.00	\$61.50	\$77.50	
Ceramics, tiles, pottery – E.g.: terracotta roof tiles, pottery, porcelain products. Excluding: Bricks & concrete	Fee to cover the cost of service	Y	Sorted waste – not contaminated/ mixed	\$5.00	\$12.00	\$20.00	\$46.00	\$61.50	\$77.50	
Chemicals – Residential quantities of household/ garden chemicals only accepted at advertised annual Household Chemical Cleanout days	Fee to cover the cost of service	Y	Sorted waste – not contaminated / mixed	No charge. Only Household quantities on the day of Household Chemical Cleanout. For CRC, only limited/household quantities accepted.						
Commingle d recyclables – Recyclable wastes such as plastic, glass and paper that have been collected for recycling	Fee to cover the cost of service	Y	Sorted waste – not contaminated / mixed	No Charge	No Charge	No Charge	No Charge	No Charge	No Charge	No Charge
Composts or mulches – Organic material that has been composted, chipped, or shredded	Fee to cover the cost of service	Y	Sorted waste – not contaminated / mixed with non-recyclable materials	\$3.00	\$8.00	\$15.50	\$33.50	\$45.50	\$57.50	

Waste Type Description	Fee Description	GST		Mobile Garbage Bin 240 Litre (half rate charged for half load – min charge half load)	Car boot up to 0.5m3 (half rate charged for half load)	Single axle trailer/ute to level – up to 1m3 (half rate charged for half load)	Bogie axle trailer/ute to level – up to 1.5m3 (half rate can be charged for half load)	Skip bin up to 3m3 (note: acceptable waste skip by volume not weight at Peak Hill Only)	Trucks & skip bins per tonne (note: skip bin quantities of waste not accepted at Peak Hill)	Per item
Contaminated soil – Soil that is contaminated and not suitable for reuse. Must be classified as General Solid Waste under EPAA Waste Regulation) Excluding: soil contaminated with asbestos	Fee to cover the cost of service	Y	Separate or as part of mixed load	\$5.00	\$12.00	\$20.0	\$46.00	\$61.50	\$77.50	
Dredging spoil – Spoil from dredging activities. Dredging is defined as the excavation of natural material to provide and/ or increase the dimensions of a waterway, or ensure that existing channels, berths or harbour works area maintained at their design specifications	Fee to cover the cost of service	Y	Separate or as part of mixed load	\$5.00	\$12.00	\$20.00	\$46.00	\$61.50	\$77.50	
E-waste – Electrical goods, Televisions, Computers, Toaster, Radio, iPod, Gameboys, stereos, speakers, VCR, DVD players, small electrical, Power tools	Fee to cover the cost of service	Y	Sorted waste – not contaminated/ mixed	No Charge	No Charge	No Charge	No Charge	No Charge	No Charge	
Ferrous (iron or steel) – E.g.: steel cans, scrap steel, car bodies, steel reinforcing Excluding: gas bottles	Fee to cover the cost of service	Y	Sorted waste – not contaminated/ mixed	No Charge	No Charge	No Charge	No Charge	No Charge	No Charge	
Food or kitchen – Food waste from manufacture, preparation, sale or consumption of food Excluding: agricultural waste	Fee to cover the cost of service	Y	Separate or as part of mixed load	\$3.00	\$8.00	\$15.50	\$3.50	\$45.50	\$57.50	
Glass – Non recyclable glass E.g.: glass in the following form – windows, bottles, plate glass, glass fines Excluding: Perspex, fluorescent tubes, light bulbs	Fee to cover the cost of service	Y	Separate or as part of mixed load	\$5.00	\$12.00	\$20.00	\$46.00	\$61.50	\$77.50	

Waste Type Description	Fee Description	GST		Mobile Garbage Bin 240 Litre (half rate charged for half load – min charge half load)	Car boot up to 0.5m3 (half rate charged for half load)	Single axle trailer/ute to level – up to 1m3 (half rate charged for half load)	Bogie axle trailer/ute to level – up to 1.5m3 (half rate can be charged for half load)	Skip bin up to 3m3 (note: acceptable waste skip by volume not weight at Peak Hill Only)	Trucks & skip bins per tonne (note: skip bin quantities of waste not accepted at Peak Hill)	Per item
Mattresses – Large (Double, Queen, King)	Fee to cover the cost	Y	Separate or as part of mixed load							\$36.00
Mattresses – Small (Single)	Fee to cover the cost	Y	Separate or as part of mixed load							\$18.00
Mixed waste – Mixed waste is any waste that contains more than one of the material composition types (MCC's). Example: general waste of mixed type, general waste that will be deposited to landfill, building rubble, and green waste mixed with other waste, composite products such as light bulbs, plastic coated timber. Waste, mixed waste from commercial or industrial activities. Excluding: Co-mingled recyclables	Fee to cover the cost of service	Y	Unsorted waste – contamination with other waste types/ mixed	\$5.00	\$12.00	\$20.0	\$46.00	\$61.50	\$77.50	
Non-ferrous (metals, not iron steel or aluminium) – Example: lead, copper, brass. Excluding: aluminium, steel	Fee to cover the cost of service	Y	Sorted waste – not contaminated/ mixed	No Charge	No Charge	No Charge	No Charge	No Charge	No Charge	
Oil – Example: vegetable oils, cooking oil	Fee to cover the cost of service	Y	Sorted waste – oils mixed with other wastes will not be accepted.							\$1/L
Oil – engine oils gear oils	Fee to cover the cost of service	Y	Sorted waste – oils mixed with other wastes will not be accepted.	No Charge	No Charge	No Charge	No Charge	No Charge	No Charge	
Paper or cardboard – Commercial quantities of Paper and Cardboard	Fee to cover the cost of service	Y	Separate or as part of mixed load	\$5.00	\$12.00	\$20.00	\$46.00	\$61.50	\$77.50	

Waste Type Description	Fee Description	GST		Mobile Garbage Bin 240 Litre (half rate charged for half load – min charge half load)	Car boot up to 0.5m3 (half rate charged for half load)	Single axle trailer/ute to level – up to 1m3 (half rate charged for half load)	Bogie axle trailer/ ute to level – up to 1.5m3 (half rate can be charged for half load)	Skip bin up to 3m3 (note: acceptable waste skip by volume not weight at Peak Hill Only)	Trucks & skip bins per tonne (note: skip bin quantities of waste not accepted at Peak Hill)	Per item
Plasterboard – Gypsum based construction sheeting Excluding: fibre cement, MDF, Masonite, villa board, chipboard, asbestos	Fee to cover the cost of service	Y	Separate or as part of mixed load	\$5.00	\$12.00	\$20.00	\$46.00	\$61.50	\$77.50	
Pharmacy or clinical – Clinical and related waste as defined under the <i>Protection of the Environment Operations Act 1997</i>	Fee to cover the cost of service	Y		Not accepted	Not accepted	Not accepted	Not accepted	Not accepted	Not accepted	Not accepted
Plastic – Non-recyclable – E.g.: Perspex, PVC piping, Astro turf, polystyrene, plastic weed matt, pool liners, polypropylene, extruded plastic, plastic crates	Fee to cover the cost of service	Y	Separate or as part of mixed load	\$5.00	\$12.00	\$20.00	\$46.00	\$61.50	\$77.50	
Problem waste – Paint (dry – wet not accepted), Chemicals, Fluorescent tubes; compact fluorescent lamps (CFLs), Household Chemicals, Gas Bottles. Oil filters	Fee to cover the cost of service	Y	Sorted waste – not contaminated/ mixed	No charge. Limited to Household quantities only. NSW EPA Community Recycling Centre						
Residues or rejects Residues from industrial or manufacturing processes. – E.g.: wool wash, drilling mud, pond waste, slag, filter cake, fibre cement, cell scale. Excluding: fly ash or bottom ash (Note: “Ash” has a separate material composition code)	Fee to cover the cost of service	Y	Separate or as part of mixed load	\$5.00	\$12.00	\$20.00	\$46.00	\$61.50	\$77.50	
Shredder floc	Fee to cover the cost of service	Y	Separate or as part of mixed load	\$5.00	\$12.00	\$20.00	\$46.00	\$61.50	\$77.50	

Waste Type Description	Fee Description	GST		Mobile Garbage Bin 240 Litre (half rate charged for half load – min charge half load)	Car boot up to 0.5m3 (half rate charged for half load)	Single axle trailer/ute to level – up to 1m3 (half rate charged for half load)	Bogie axle trailer/ ute to level – up to 1.5m3 (half rate can be charged for half load)	Skip bin up to 3m3 (note: acceptable waste skip by volume not weight at Peak Hill Only)	Trucks & skip bins per tonne (note: skip bin quantities of waste not accepted at Peak Hill)	Per item
Soil (not contaminated and not Virgin Excavated Material) – E.g.: Clean clay, sand, topsoil. Note certification may be required to demonstrate material not contaminated. Excluding: contaminated soil	Fee to cover the cost of service	Y	Sorted waste – not contaminated/ mixed			No charge		\$10.50 per tonne for commercial quantity		
Textiles, rags – Synthetic or natural woven material. Examples: rags, fiberglass insulation, carpet and underlay	Fee to cover the cost of service	Y	Separate or as part of mixed load	\$5.00	\$12.00	\$20.00	\$46.00	\$61.50	\$77.50	
Tyres – Examples: whole, shredded, or de-walled tyres – Off rim – not accepted as part of mixed load must be separated	Fee to cover the cost of service	Y	Fee to cover cost of service	Additional charge \$5.50 where type on rim per tyre						Price on application
										Car tyre – each \$11.50
										Light truck tyre – each \$18.00
										Heavy truck tyre – each \$26.50
										Tractor tyre small – each \$80.00
										Tractor tyre large – each \$150.00
										Tyre earthmoving – each \$138.00
										Tyre Large earthmoving – each \$318.00
			Other rubber products – Sorted waste– not contaminated / mixed	\$5.00	\$12.00	\$20.00	\$46.00	\$61.50	\$77.50	
Vegetation or garden – soft vegetation/ garden waste. E.g.: grass clippings, small pruning's, seaweed, leaves, non woody weeds, non woody agricultural waste Excluding: food, compost, mulches, wood, sawdust, timber, trees and tree stumps.	Fee to cover the cost of service	Y	Sorted waste – not contaminated/ mixed	\$3.00	\$8.00	\$15.50	\$33.50	\$45.50	\$57.50	

Waste Type Description	Fee Description	GST		Mobile Garbage Bin 240 Litre (half rate charged for half load – min charge half load)	Car boot up to 0.5m3 (half rate charged for half load)	Single axle trailer/ute to level – up to 1m3 (half rate charged for half load)	Bogie axle trailer/ ute to level – up to 1.5m3 (half rate can be charged for half load)	Skip bin up to 3m3 (note: acceptable waste skip by volume not weight at Peak Hill Only)	Trucks & skip bins per tonne (note: skip bin quantities of waste not accepted at Peak Hill)	Per item
Clean fill & Virgin excavated natural material – not mixed with any other waste (clay, gravel, sand, soil and rock) and that (a) has been excavated from areas that are not contaminated, as the result of industrial, commercial, mining or agricultural activities, with manufactured chemicals and does not contain sulphuric ores or soils, or (b) consists of excavated natural materials that meet such criteria as may be approved by the EPA. Where mixed or contaminated with other waste types will be charged at mixed waste rate.	Fee to cover the cost of service	Y	Sorted waste – not contaminated/ mixed	No charge	No charge	No charge	No charge	No charge	No charge	
Veterinary waste – Dead animals and animal parts and any mixture of dead animals and animal parts	Fee to cover the cost of service	Y	Small animal							\$27.00
			Large animal							\$40.00
			Dog/Cat							\$13.50
Wood, trees or timber – Examples: trees or tree stumps. Raw, treated or painted timber, sawdust, wooden crates, wooden packaging, wooden pallets, wood shavings, MDF, chipboard, particle board, Masonite. Excluding: plastic coated timbers	Fee to cover the cost of service	Y	Sorted waste – not contaminated/ mixed	\$3.00	\$8.00	\$15.50	\$33.50	\$45.50	\$57.50	

4. Operations and Infrastructure Fees and Charges

Subdivision Works Certificate Application for Subdivision Plan Assessment Fee

Fee name	Fee description	GST	2024-25 Fee
Per lot created	Charge to cover the Construction Certificate Application process	Y	\$95.00

Civil Engineering Inspections relating to subdivision and Roads Act Approvals

Fee name	Fee description	GST	2024-25 Fee
Subdivision up to 5 lots created – per lot			
Water	Fee to cover the cost of scheduled inspections, issuing of certificate satisfying requirements for consent	Y	\$70.00
Sewer	Fee to cover the cost of scheduled inspections, issuing of certificate satisfying requirements for consent	Y	\$130.00
Roads	Fee to cover the cost of scheduled inspections, issuing of certificate satisfying requirements for consent	Y	\$180.00
Kerb and Gutter	Fee to cover the cost of scheduled inspections, issuing of certificate satisfying requirements for consent	Y	\$130.00
Footpath	Fee to cover the cost of scheduled inspections, issuing of certificate satisfying requirements for consent	Y	\$130.00
Rural Access	Fee to cover the cost of scheduled inspections, issuing of certificate satisfying requirements for consent	Y	\$130.00
Stormwater	Fee to cover the cost of scheduled inspections, issuing of certificate satisfying requirements for consent	Y	\$130.00
Subdivision 6 lots created or more – per lot			
Fee	Fee to cover the cost of scheduled inspections, issuing of certificate satisfying requirements for consent	Y	\$750.00

Development Assessment - Application for Works in the Road Reserve - Section 138 of the Roads Act 1993

Fee name	Fee description	GST	2024-25 Fee
Late fee - where work has commenced prior to permit being obtained - application & inspection fees will also need to be paid	Charge to cover the administrative costs	Y	\$938.50
Application charge - per application dwellings, dual occupancy and minor developments	Charge to cover the administrative costs	Y	\$312.50
Application charge - per application industrial, commercial unit & other major developments	Charge to cover the administrative costs	Y	\$312.50
Inspection charge - per additional inspection	Charge to cover the administrative costs	Y	\$62.50
Inspection charge - per application dwellings, dual occupancy and minor developments	Charge to cover the administrative costs	Y	\$125.00

Fee name	Fee description	GST	2024-25 Fee
Inspection charge - per application industrial, commercial unit & other major developments	Charge to cover the administrative costs	Y	\$187.50
Driveway design - subject to engineering staff capacity/availability	Charge to cover the administrative costs	Y	\$275.00
Traffic Guidance Scheme - subject to engineering staff capacity/availability	Charge to cover the administrative costs	Y	\$275.00

Section 54 Certificate – Public Lands Register Enquiry

Fee name	Fee description	GST	2024-25 Fee
Per Section 54 Certificate – Public Lands Register Enquiry	Charge to cover the administrative costs	Y	\$55.00

Water Utility Advice

Fee name	Fee description	GST	2024-25 Fee
For development associated with commercial and industrial building Annual Certification per building	Fee to cover the cost of providing an Annual Certification for essential service	Y	\$250.00

Development Specifications

Fee name	Fee description	GST	2024-25 Fee
Parkes Shire Council Aus-Spec # 1 Design	Purchase a controlled copy of Councils Aus-Spec document	Y	\$450.00
Parkes Shire Council Aus-Spec # 1 Construction	Purchase a controlled copy of Councils Aus-Spec document	Y	\$650.00
Set	Purchase a controlled copy of Councils Aus-Spec document	Y	\$900.00
Annual Update Fee	Costs to provide Aus-Spec updates, un-controlled, no update	Y	\$100.00
Cost per Specific section	Costs to provide Aus-Spec updates, un-controlled, no update	Y	\$95.00

Parks and Gardens

Fee name	Fee description	GST	2024-25 Fee
History through trees Bushman's Hill cost of tree plaque and perpetual maintenance	Fee to cover the cost of works	Y	\$350.00
Woodchip Sales per m3	Fee to cover the cost of works	Y	\$65.00
Street trees	Fee to cover the cost of works	Y	\$300.00
Advanced 45L Pots	Fee to cover the cost of works	Y	\$250.00
Semi-advanced 25L Pots	Fee to cover the cost of works	Y	\$150.00

Swimming Pool – Parkes

Fee name	Fee description	GST	2024-25 Fee
Admissions			
Adults 18 years +	Charges applied to users of the swimming pool facility	Y	\$4.80
Child 5 to 17 Years	Charges applied to users of the swimming pool facility	Y	\$2.70
Child under 5 years	Charges applied to users of the swimming pool facility	Y	No Charge
Child – School based activities incl Learn to Swim	Charges applied to users of the swimming pool facility	Y	\$2.10
Concession Card Holder Excludes Senior Card	Charges applied to users of the swimming pool facility	Y	\$2.60
Family Admission Ticket	Charges applied to users of the swimming pool facility	Y	\$12.90
Family Season Ticket	Charges applied to users of the swimming pool facility	Y	\$378.00
Adult Season Ticket	Charges applied to users of the swimming pool facility	Y	\$237.80
Child Season Ticket 5 to 17 Years	Charges applied to users of the swimming pool facility	Y	\$192.70
Concession Season Ticket (Concession Card Holder) Excludes Senior Card	Charges applied to users of the swimming pool facility	Y	\$102.40
Books of 20 Admission Tickets – Parkes Swimming Pool	Charges applied to users of the swimming pool facility	Y	\$86.10
Books of 10 Admission Tickets – Parkes Swimming Pool	Charges applied to users of the swimming pool facility	Y	\$45.20
Spectator	Charges applied to users of the swimming pool facility	Y	\$2.10
Reduced Season Tickets from 1 January			
Family	Charges applied to users of the swimming pool facility	Y	\$270.40
Adults 18 years +	Charges applied to users of the swimming pool facility	Y	\$162.20
Child 5 to 17 Years	Charges applied to users of the swimming pool facility	Y	\$102.40
Concession Card Excludes Senior Card	Charges applied to users of the swimming pool facility	Y	\$80.90
Parkes Elvis Festival Unlimited Pool Access Pass			
Per person	Charges applied to users of the swimming pool facility – Allow for unlimited access during the festival	Y	\$21.00
Swimming Pool Lane Hire			
Exclusive use per lane per hour	Charge is applied for the exclusive use for the purpose of private lessons	Y	\$13.10
Parkes Swimming Club	No charge is applicable to Parkes Swimming Club	N	No charge
Swimming Lessons			
Learn to Swim Program, per lesson – includes entry for one parent and the student	Fee to cover cost of service	Y	\$18.00

Swimming Pools – Villages – Peak Hill, Trundle, and Tullamore

Fee name	Fee description	GST	2024-25 Fee
Admissions			
Adults 18 years +	Charges applied to users of the swimming pool facility	Y	\$4.20
Child 5 to 17 Years	Charges applied to users of the swimming pool facility	Y	\$2.10
Child under 5 years	Charges applied to users of the swimming pool facility	Y	No Charge
Child – School based activities incl Learn to Swim	Charges applied to users of the swimming pool facility	Y	\$2.10
Concession Card Holder Excludes Senior Card	Charges applied to users of the swimming pool facility	Y	\$2.10
Family Admission Ticket	Charges applied to users of the swimming pool facility	Y	\$11.60
Spectator	Charges applied to users of the swimming pool facility	Y	\$2.10
Books of 20 Admission Tickets – Village swimming pools	Charges applied to users of the swimming pool facility	Y	\$75.60
Books of 10 Admission Tickets – Village swimming pools	Charges applied to users of the swimming pool facility	Y	\$39.90
Village Season Tickets Note: only available to residents that reside in the Village Area			
Family	Charges applied to users of the swimming pool facility	Y	\$257.30
Adults 18 years +	Charges applied to users of the swimming pool facility	Y	\$126.00
Child 5 to 17 Years	Charges applied to users of the swimming pool facility	Y	\$73.50
Concession Card Holder Excludes Senior Card	Charges applied to users of the swimming pool facility	Y	\$73.50
Reduced Village Season Tickets from 1 January			
Family	Charges applied to users of the swimming pool facility	Y	\$162.80
Reduced Season Tickets from 1 January			
Adults 18 years +	Charges applied to users of the swimming pool facility	Y	\$94.50
Child 5 to 17 Years	Charges applied to users of the swimming pool facility	Y	\$57.80
Concession Card Holder Excludes Senior Card	Charges applied to users of the swimming pool facility	Y	\$52.50
Swimming Pool Lane Hire			
Exclusive Use Per lane per hour	Charge is applied for exclusive use for the purpose of private lessons	Y	\$12.60

Kerb and Gutter (“K&G”) Construction

Fee name	Fee description	GST	2024-25 Fee
K&G Works includes – one vehicle entrance	Fee to cover the cost of work to be carried out	Y	Actual Cost plus GST
Provision of a second Vehicle Entrance as part of K&G works scheduled	Fee to cover the cost of work to be carried out	Y	\$1500.00
Provision of a second Vehicle Entrance outside scheduled K&G Works	Fee to cover the cost of work to be carried out	Y	\$2,250.00

Rural Addressing Marker

Fee name	Fee description	GST	2024-25 Fee
Fee per maker	Charge to cover the cost of providing markers	Y	\$90.00

Plan Printing

Fee name	Fee description	GST	2024-25 Fee
Scan and Print Plans black and white and/or colour	Charge to cover the cost of providing printing of plans	Y	\$32.00

Portable Stage Hire

Fee name	Fee description	GST	2024-25 Fee
Booking and Delivery Fee – Hire cost covers delivery and collection of stage components only	Fee to cover the cost of the service	Y	\$360.00
Hire Rate per day	Fee to cover the cost of the service	Y	\$75.00
Set up portable stage – per hour – only if required	Fee to cover the cost of the service	Y	\$55.00
Security Bond – refundable upon return in good condition	Fee to cover the cost of the service	Y	\$250.00

Street Functions

Fee name	Fee description	GST	2024-25 Fee
Applications requiring road closure	Charge to cover the cost of advertising and administrative functions	Y	Actual Cost – plus GST

Property – Road Closures

Fee name	Fee description	GST	2024-25 Fee
Applications requiring road closure associated with properties	Charge to cover the cost administrative functions	Y	\$290.00
Costs associated with processing road closure application	Fee to cover cost of providing service	Y	\$575.00 plus cost of advertising, surveying, valuations and legals

Access Levels for Driveways Application

Fee name	Fee description	GST	2024-25 Fee
Design and inspection by Council	Fee to cover the cost of the service	Y	\$320.00
Approval and inspection by Council of Supplied Design	Fee to cover the cost of the service	Y	\$185.00
Rural Access – Property Entrance Inspection by Council	Fee to cover the cost of the service	Y	\$185.00

5. Corporate Services Fees and Charges

603 Certificates

Fee name	Fee description	GST	2024-25 Fee
603 Certificate Fee	Fee to cover the cost of issuing a Section 603 Certificate	N	\$100.00
Administration fee if certificate required within 48 hours	Guaranteed issue within 48 hours	N	\$50.00

Cheques

Fee name	Fee description	GST	2024-25 Fee
Returned or dishonoured – each instance	Fee to cover the cost incurred by Council for returned payments	Y	\$35.00

Direct Debit

Fee name	Fee description	GST	2024-25 Fee
Returned Direct Debit – each instance	Fee to cover the costs incurred by Council for returned Direct Debits	Y	\$35.00

Customer Refunds – Administration Fee

Fee name	Fee description	GST	2024-25 Fee
Administering of Water and Rates Refunds. First occurrence is no charge	Fee to cover the costs incurred by Council for administering refunds to customers	Y	\$35.00

Interest on Overdue Rates and Charges – Extra Charges

Fee name	Fee description	GST	2024-25 Fee
Accrual of interest on rates and charges (Sec 566 LGA 19) Note: percentage rate is subject to change on advice from OLG	Fee to cover the costs associated with overdue rates	N	10.5%

Copy of Rate/Instalment Notice

Fee name	Fee description	GST	2023-24 Fee
Reprint hardcopy from Corporate Information System	Fee to cover the costs of staff involved in supplying the information	N	\$5.50

Possessory of Title Information

Fee name	Fee description	GST	2023-24 Fee
Search of Council's rating system for a period of 15 years	Fee to cover the costs of staff involved in supplying the information	N	\$125.00

Commercial Enquiry Fee

Fee name	Fee description	GST	2024-25 Fee
Applies to enquiries in relation to Council's Rating, Property, Health, Environment and Planning functions by commercial entities and individuals	Fee to cover the costs of staff involved in supplying the information	N	\$60.00 per 15 mins

GIPA (Government Information (Public Affairs) Act (GIPA) 2010

Fee name	Fee description	GST	2024-25 Fee
Formal application	Fee to cover the costs of staff involved in supplying the information	N	Statutory
Processing Fee, per hour	Fee to cover the costs of staff involved in supplying the information	N	Statutory

Penalty Units

Fee name	Fee description	GST	2024-25 Fee
For breaches under the LG Act per each penalty unit	Fee imposed for breaches under the Local Government Act	N	Statutory

Flag – Parkes

Fee name	Fee description	GST	2024-25 Fee
Fee	Fee to cover the costs associated with the purchase of flags	Y	Actual Cost plus 10%

Scanning

Fee name	Fee description	GST	2024-25 Fee
Per page	Charge to cover the cost of scanning	Y	\$5.00

Facsimile Transactions

Fee name	Fee description	GST	2024-25 Fee
Outwards per page	Fee to cover cost of service	Y	\$8.50

Printing/Copying

Fee name	Fee description	GST	2024-25 Fee
Black and white A4 single side	Fee to cover cost of service	Y	\$0.30
Black and white A4 double side	Fee to cover cost of service	Y	\$0.40
Black and white A3 single side	Fee to cover cost of service	Y	\$0.60
Black and white A3 double side	Fee to cover cost of service	Y	\$0.70
Colour A4 single side	Fee to cover cost of service	Y	\$1.00
Colour A4 double side	Fee to cover cost of service	Y	\$1.50
Colour A3 single side	Fee to cover cost of service	Y	\$2.00
Colour A3 double side	Fee to cover cost of service	Y	\$2.50
For large quantities – price on application	Fee to cover cost of service	Y	Price on Application

Copy of Council Document

Fee name	Fee description	GST	2024-25 Fee
Integrated Plan – per part	Fee to cover the reasonable copying charges associated with providing the document to be taken away	Y	\$55.00
Business Paper	Fee to cover the reasonable copying charges associated with providing the document to be taken away	Y	\$35.00
Other Documents	Fee to cover the reasonable copying charges associated with providing the document to be taken away	Y	Based on size and content of document plus 10% of copy cost

Room Hire

Fee name	Fee description	GST	2024-25 Fee
Coventry Room – Pending Availability			
Security Deposit Fee	Fee to cover costs associated with the hiring of Coventry Room	N	\$50.00
Per Hour minimum 2-hour booking	Fee to cover costs associated with the hiring of Coventry Room	Y	\$40.00
Full Day	Fee to cover costs associated with the hiring of Coventry Room	Y	\$300.00
Full Day - First Day (Community Group Rate)	Fee to cover costs associated with the hiring of Coventry Room	Y	\$100.00
Full Day - Subsequent Days (Community Group Rate)	Fee to cover costs associated with the hiring of Coventry Room	Y	\$50.00
Northparkes Oval Club Room			
Per hour – Community based organisation minimum 3 hours	Fees to cover costs associated with hiring	Y	\$15.00 per hour
Per hour – Commercial ventures/private minimum 3 hours	Fees to cover costs associated with hiring	Y	\$20.00 per hour
Security Deposit Fee	Bond to cover any damage or loss of council property	N	\$55.00

Fee name	Fee description	GST	2024-25 Fee
Full Day Private Function – at council's discretion – exclusive use of entire facility 7am to 11pm	Fees to cover costs associated with hiring	Y	\$1,155.00 plus \$550.00 bond
Part Day Private Function – at council's discretion – exclusive use of entire facility minimum 3 hours	Fees to cover costs associated with hiring	Y	\$65.00 per hour plus \$160.00 bond
McGlynn/Cheney Park Courts and Clubhouse			
Per day	Fee to cover costs associated with the hiring of the facility	Y	\$350.00
Security Deposit Fee	Bond to cover any damage or loss of Council property	N	\$350.00
Henry Parkes Centre Meeting Room			
Per hour – Community based organisation minimum 3 hours	Fees to cover costs associated with hiring	Y	\$15.00 per hour
Per hour – Commercial ventures/private minimum 3 hours	Fees to cover costs associated with hiring	Y	\$20.00 per hour
Security Deposit Fee	Bond to cover any damage or loss of council property	N	\$55.00
Community Centre – Rose Street			
Per hour – Community Based Organisations minimum 3 hours	Fee to cover costs of hiring facility	Y	\$15.00 per hour
Per hour – Commercial Ventures/Private minimum 3 hours	Fee to cover costs of hiring facility	Y	\$20.00 per hour
Security Deposit Fee	Bond to cover any damage or loss of council property)	N	\$55.00
Cooke Park Pavilion*			
Full Day Commercial Use – exclusive use of entire facility 7am to 11pm	Fee to cover costs with the hiring of the facility	Y	\$630.00 plus \$260.00 bond
Part Day Commercial Use – exclusive use of entire facility minimum 3 hours	Fee to cover costs with the hiring of the facility	Y	\$65.00 per hour plus \$160.00 bond
Full Day Community – open to all community 7am to 11pm	Fee to cover costs with the hiring of the facility	Y	\$230.00 per hour plus \$160.00 bond
Part Day Community – Open to all community minimum 3 hours	Fee to cover costs with the hiring of the facility	Y	\$35.00 per hour
Full Day Wedding – exclusive use of entire facility 7am to 11pm	Fee to cover costs with the hiring of the facility	Y	\$1,155.00 plus \$550.00 bond
Part Day Wedding – exclusive use of entire facility minimum 3 hours	Fee to cover costs with the hiring of the facility	Y	\$65.00 per hour plus \$160.00 bond
Full Day Private Function – at council's discretion – exclusive use of entire facility 7am to 11pm	Fee to cover costs with the hiring of the facility	Y	\$1,155.00 plus \$550.00 bond
Part Day Private Function – at council's discretion exclusive use of entire facility minimum 3 hours	Fee to cover costs with the hiring of the facility	Y	\$65.00 per hour plus \$160.00 bond

*Any cleaning or additional servicing requested outside the scheduled sessions, including stage cleaning, will be payable by the hirer.

Fee name	Fee description	GST	2024-25 Fee
Spicer Oval Club House			
Full Day Commercial Use 7am to 11pm	Fee to cover costs with the hiring of the facility	Y	\$630.00 plus \$260.00 bond
Part Day Commercial Use minimum 3 hours	Fee to cover costs with the hiring of the facility	Y	\$65.00 per hour plus \$160.00 bond
Full Day Community – Open to all community 7am to 11pm	Fee to cover costs with the hiring of the facility	Y	\$230.00 per hour plus \$160.00 bond
Part Day Community – Open to all community minimum 3 hours	Fee to cover costs with the hiring of the facility	Y	\$35.00 per hour
Full Day Wedding – exclusive use of entire facility 7am to 11pm	Fee to cover costs with the hiring of the facility	Y	\$1,155.00 plus \$550.00 bond
Part Day Wedding – exclusive use of entire facility minimum 3 hours	Fee to cover costs with the hiring of the facility	Y	\$65.00 per hour plus \$160.00 bond
Full Day Private Function – at council's discretion – exclusive use of entire facility 7am to 11pm	Fee to cover costs with the hiring of the facility	Y	\$1,155.00 plus \$550.00 bond
Part Day Private Function – at council's discretion – exclusive use of entire facility minimum 3 hours	Fee to cover costs with the hiring of the facility	Y	\$65.00 per hour plus \$160.00 bond

Hire Equipment – Per Day

Fee name	Fee description	GST	2024-25 Fee
Data Projector – only hired with Director approval	Fee to cover costs associated with the hiring of equipment	Y	\$50.00
Electronic whiteboard	Fee to cover costs associated with the hiring of equipment	Y	\$25.00
Television/Video	Fee to cover costs associated with the hiring of equipment	Y	\$25.00
Internet Connection	Fee to cover costs associated with the hiring of equipment	Y	\$25.00
Use of Council staff to setup equipment and facility per hour with a minimum of one hour to be charged Note: Hire Charges are for on-site use only	Fee to cover the costs associated with the use of staff when using facility	Y	\$75.00

Event-related installation of portable stage

Fee name	Fee description	GST	2024-25 Fee
Booking and Delivery Fee – Hire costs cover delivery and collection of stage components only	Fee to cover the cost of the service	Y	\$500.00
Hire Rate per day	Fee to cover the cost of the service	Y	\$100.00
Assemble/disassemble portable stage (minimum 4 hours)	Fee to cover the cost of the service	Y	\$250.00 per hour
Security Bond – refundable upon return in good condition	Fee to cover the cost of the service	Y	\$225.00

Event-related installation of stage extension at Cooke Park Pavilion

Fee name	Fee description	GST	2024-25 Fee
Assemble/disassemble stage extension	Fee to cover the cost of the service	Y	\$660.00

Event-related installation of shade sails at Cooke Park

Fee name	Fee description	GST	2024-25 Fee
Assemble/disassemble shade sails (minimum 1.5 hours)	Fee to cover the cost of the service	Y	\$545.00

Event-related installation of shade dome at Cooke Park

Fee name	Fee description	GST	2024-25 Fee
Assemble/disassemble shade dome (all day)	Fee to cover the cost of the service	Y	\$2,365.00

Event-related cleaning fee for amenities prior to event

Fee name	Fee description	GST	2024-25 Fee
Cleaning of amenities at Council-owned facility or precinct	Fee to cover cost of providing service.	Y	\$350.00

*The event organiser will be responsible for payment of any fees associated with additional cleaning requested post-event if the amenities are not returned at the same standard they were provided.

Event-related printing, photocopying and laminating services at Parkes Visitor Information Centre

Fee name	Fee description	GST	2024-25 Fee
Black and white A4 single side	Fee to cover cost of service	Y	\$0.30
Black and white A4 double side	Fee to cover cost of service	Y	\$0.40
Black and white A3 single side	Fee to cover cost of service	Y	\$0.60
Black and white A3 double side	Fee to cover cost of service	Y	\$0.70
Colour A4 single side	Fee to cover cost of service	Y	\$1.00
Colour A4 double side	Fee to cover cost of service	Y	\$1.50
Colour A3 single side	Fee to cover cost of service	Y	\$2.00
Colour A3 double side	Fee to cover cost of service	Y	\$2.00
For large quantities - price on application	Fee to cover cost of service	Y	\$2.50

Family Day Care

Fee name	Fee description	GST	2024-25 Fee
Administration Levy per hour – 2024	Fee from parents/families of \$1.80 per child per hour	N	\$1.90
Educator Administration Levy per week – 2024	Fee to cover the cost of processing educator's attendance records	N	\$19.00
Administration Levy per hour – 2025	Fee from parents/families of \$1.90 per child per hour	N	\$2.00
Educator Administration Levy per week – 2025	Fee to cover the cost of processing educator's attendance records	N	\$20.00
Bangala-La Preschool - Enrolment Fee 2024	Fee for enrolment/and re-enrolment at Preschool (per calendar year)	N	\$90.00 annual fee
Bangala-La Preschool - Polo Shirt - 2024	Branded preschool child polo shirts	N	\$19.00 each
Bangala-La Preschool - Bucket Hat - 2024	Branded preschool child bucket hats - replacement	N	\$10.00 each
Bangala-La Preschool - Enrolment Fee 2025	Fee for enrolment/and re-enrolment at Preschool (per calendar year)	N	\$100.00 annual fee
Bangala-La Preschool - Polo Shirt - 2025	Branded preschool child polo shirts	N	\$20.00 each
Bangala-La Preschool - Bucket Hat - 2025	Branded preschool child bucket hats - replacement	N	\$12.00 each

6. Business Undertakings Fees and Charges

Airport Charges Payments for Annual Fees are to be paid in advance

Fee name	Fee description	GST	2024-25 Fee
Aircraft under/equal to 2,000kg per tonne – minimum charge \$6.50	Fees set to partially fund the facility	Y	\$6.50
Aircraft over 2,000 kgs per tonne	Fees set to partially fund the facility	Y	\$14.00
Airport car parking – car hire companies per space	Fees set to partially fund the facility	Y	\$250.00
GA Long Term Aircraft Parking per day or part thereof	Fees set to partially fund the facility	Y	\$10.00

Caravan Park – Camping Sites

Fee name	Fee description	GST	2024-25 Fee	2025-26 Fee
Low Rate 2 people – Powered Sites				
Per night	Fee for provision of service	Y	\$35.00	\$37.00
Per week	Fee for provision of service	Y	\$210.00	\$222.00
In excess of 2 people per head – no charge children under 5	Fee for provision of service	Y	\$10.00	\$10.00
Holiday Rate 2 people – Powered Sites				
Per night	Fee for provision of service	Y	\$40.00	\$42.00
Per week	Fee for provision of service	Y	\$240.00	\$252.00
In excess of 2 people per head – no charge children under 5	Fee for provision of service	Y	\$12.00	\$12.00
Festival 2 people – Powered Site				
Per night	Fee for provision of service	Y	\$48.00	\$50.00
Extra person per person per night	Fee for provision of service	Y	\$12.00	\$12.00
10% discount to senior card holders				
Low Rate 2 people – Unpowered Site				
Per night	Fee for provision of service	Y	\$26.00	\$28.00
Per week	Fee for provision of service	Y	\$160.00	\$168.00
In excess of 2 people per head – no charge children under 5	Fee for provision of service	Y	\$10.00	\$10.00
Holiday Rate 2 people – Unpowered Site				
Per night	Fee for provision of service	Y	\$30.00	\$32.00
Per week	Fee for provision of service	Y	\$180.00	\$192.00
In excess of 2 people per head – no charge children under 5	Fee for provision of service	Y	\$10.00	\$10.00
Festival Rate 2 people – Unpowered Site				
Per night	Fee for provision of service	Y	\$38.00	\$40.00
Extra person per person per night	Fee for provision of service	Y	\$12.00	\$12.00
10% discount to senior card holders				

Caravan Park – RV Complete self-contained no use of Park Facilities

Fee name	Fee description	GST	2024-25 Fee	2025-26 Fee
Low and Holiday				
Per night	Fee for provision of service	Y	\$18.00	\$20.00
Festival rate – unpowered around Spicer Oval				
Per night	Fee for provision of service	Y	\$37.00	\$40.00

Caravan Park – Ensuite Sites

Fee name	Fee description	GST	2024-25 Fee	2025-26 Fee
Ensuite Sites – Low Rate 2 people				
Per night	Fee for provision of service	Y	\$47.00	\$50.00
Per week	Fee for provision of service	Y	\$280.00	\$300.00
In excess of 2 people per head – no charge children under 5	Fee for provision of service	Y	\$10.00	\$10.00
Ensuite Sites – Holiday Rate 2 people				
Per night	Fee for provision of service	Y	\$52.00	\$54.00
Per week	Fee for provision of service	Y	\$310.00	\$378.00
In excess of 2 people per head – no charge children under 5	Fee for provision of service	Y	\$12.00	\$12.00
Ensuite Sites – Festival Rate 2 people				
Per night	Fee for provision of service	Y	\$60.00	\$62.00
Extra person per person per night	Fee for provision of service	Y	\$12.00	\$12.00

Cabins

Note: All cabins include linen and towels in main bedroom. Extra cost for any other beds needing linen. \$10 – Single bed package \$15 – Double linen package Or – Option to supply own linen 10% – Corporate discount on cabins for workers if in for more than 1 week at a time

Fee name	Fee description	GST	2024-25 Fee	2025-26 Fee
Standard Cabin – Low Rate 2 People				
Per night	Fee for provision of service	Y	\$105.00	\$110.00
Per week	Fee for provision of service	Y	\$630.00	\$660.00
Extra person per person per night	Fee for provision of service	Y	\$20.00	\$20.00
Standard Cabin – Holiday Rate 2 People				
Per night	Fee for provision of service	Y	\$125.00	\$130.00
Per week	Fee for provision of service	Y	\$750.00	\$780.00
Extra person per person per night	Fee for provision of service	Y	\$20.00	\$20.00
Two Bedroom Cabin – Low Rate 2 People				
Per night	Fee for provision of service	Y	\$135.00	\$140.00
Per week	Fee for provision of service	Y	\$810.00	\$840.00
Extra person per person per night	Fee for provision of service	Y	\$20.00	\$20.00
Two Bedroom Cabin – Holiday Rate 2 People				
per night	Fee for provision of service	Y	\$145.00	\$150.00
per week	Fee for provision of service	Y	\$870.00	\$900.00
Extra person per person per night	Fee for provision of service	Y	\$20.00	\$20.00
Studio Cabin – Low Rate 2 People				
per night	Fee for provision of service	Y	\$135.00	\$140.00
per week	Fee for provision of service	Y	\$810.00	\$840.00
Extra person per person per night	Fee for provision of service	Y	\$20.00	\$20.00

Fee name	Fee description	GST	2024-25 Fee	2025-26 Fee
Studio Cabin – Holiday Rate 2 People				
per night	Fee for provision of service	Y	\$150.00	\$155.00
per week	Fee for provision of service	Y	\$900.00	\$930.00
Extra person per person per night	Fee for provision of service	Y	\$20.00	\$20.00
Family/Accessible Cabin – Low Rate 2 People				
per night	Fee for provision of service	Y	\$145.00	\$150.00
per week	Fee for provision of service	Y	\$870.00	\$900.00
Extra person per person per night	Fee for provision of service		\$20.00	\$20.00
Family/Accessible Cabin – Holiday Rate 2 People				
per night	Fee for provision of service	Y	\$160.00	\$165.00
per week	Fee for provision of service	Y	\$960.00	\$990.00
Extra person per person per night	Fee for provision of service	Y	\$20.00	\$20.00
Dog Friendly Cabin – Hound Doghouse				
per night	Fee for provision of service	Y	\$145.00	\$150.00
per week	Fee for provision of service	Y	\$870.00	\$900.00
Glamping – Single Tents				
per night	Fee for provision of service	Y	\$90.00	\$100.00
per week	Fee for provision of service	Y	NA	NA

Caravan Park – Long Term Site per week

Fee name	Fee description	GST	2024-25 Fee	2025-26 Fee
Long Term Site				
Period of stay more than 27 days, 10% GST applies, charge per week	Fee for provision of service	Y	\$140.00	\$150.00
Electricity Usage Levy Fee – 43 cents per unit	Fee for provision of service	Y	\$0.49	\$0.51
Cabins - Additional Surcharge/Booking Fee (Elvis Festival Period)	Fee for provision of additional items within the facility	Y	\$10.00	\$10.00

Industrial Land

Fee name	Fee description	GST	2024-25 Fee
Fee	Based on demand and a set at a rebate to cover costs and to provide funding for future development and to be an incentive to prospective industries	Y	Price on application plus GST

Open Cut Experience – Peak Hill Gold Mine Tours Only

Fee name	Fee description	GST	2024-25 Fee
Pre-booked Adult Group	Guided 2-hour tour of the Peak Hill Open Cut Experience	Y	\$10.00
Pre-booked Adult Concession Group		Y	\$8.00
Pre-booked Child 5–17 years old Group. Children under 5 are free entry		Y	\$5.00

Henry Parkes Centre Admission Prices

Fee name	Fee description	GST	2024-25 Fee
Single entry to the King's Castle exhibit and the Parkes Motor Museum			
Adult	Single entry to the King's Castle exhibit and the Parkes Motor Museum	Y	\$12.00
Adult Concession		Y	\$10.00
Child 5–17 years old		Y	\$6.00
Children under 5			Free entry
Family: 2 Adults and up to 3 Children 5 to 17 years old Children under 5 free entry		Y	\$30.00
Pre-Booked			
Pre-booked adult group rate – non-concession – min 20 people	Single entry to the King's Castle exhibit and the Parkes Motor Museum	Y	\$10.00
Fee to cover cost of service			
Pre-booked adult group rate – concession – min 20 people		Y	\$8.00
Pre-booked Child group rate – min 20 people		Y	\$5.00

7. Library and Marramarra Fees and Charges

Photocopying

Fee name	Fee description	GST	2024-25 Fee
Black and white A4 single side	Fee to cover the cost of providing photocopies	Y	\$0.30
Black and white A4 double side	Fee to cover the cost of providing photocopies	Y	\$0.40
Black and white A3 single side	Fee to cover the cost of providing photocopies	Y	\$0.60
Black and white A3 double side	Fee to cover the cost of providing photocopies	Y	\$0.70
Colour A4 single side	Fee to cover the cost of providing photocopies	Y	\$1.00
Colour A4 double side	Fee to cover the cost of providing photocopies	Y	\$1.50
Colour A3 single side	Fee to cover the cost of providing photocopies	Y	\$2.00
Colour A3 double side	Fee to cover the cost of providing photocopies	Y	\$2.50

Laminating

Fee name	Fee description	GST	2024-25 Fee
A4	Fee to cover the cost of laminating	Y	\$2.50
A3	Fee to cover the cost of laminating	Y	\$4.50

Lost or Damaged Items

Fee name	Fee description	GST	2024-25 Fee
Fee	Fee to cover the cost of replacing lost or damaged items	Y	Original purchase price of the item

Exam Supervision

Fee name	Fee description	GST	2024-25 Fee
Exam supervision	Fee to cover the cost of providing exam supervision	Y	\$60.00 per student, per exam

Inter-Library Loan

Fee name	Fee description	GST	2024-25 Fee
Inter-Library Loan (ILL)	Fee to cover costs of inter library loans	Y	\$5.00 per item + ILL Charges
Overdue Fee – Inter-Library Loan	Fee to cover costs of inter library loans	Y	\$1.50 per overdue day

Microfilm Copy Charges

Fee name	Fee description	GST	2024-25 Fee
A4	Fee to cover the costs of providing Microfilm Copies	Y	\$0.75

Search Service Fees

Fee name	Fee description	GST	2024-25 Fee
Preliminary Search	Where a library staff member carries out an introductory search for a member at their request	Y	\$15.00 plus costs
Professional Search	Where a library staff member carries out a detailed search for a member at their request	Y	\$40.00 per hour plus costs

Replacement Library Cards

Fee name	Fee description	GST	2024-25 Fee
Fee	Fee to cover the cost of issuing library card replacements	Y	\$1.50

Library Meeting Room Hire

Fee name	Fee description	GST	2024-25 Fee
Hire Fee large room	Fee to cover cost of providing service	Y	\$35.00 per hour
Hire Fee small room	Fee to cover cost of providing service	Y	\$16.00 per hour

Marramarra Makerspace

Fee name	Fee description	GST	2024-25 Fee
3mm MDF Craftwood - A3	Fee to cover material cost	Y	\$3.50
3mm MDF Craftwood - 32 x 29.5	Fee to cover material cost	Y	\$3.00
3mm Ply - A3	Fee to cover material cost	Y	\$4.00
3mm Ply - 30cm x 30cm	Fee to cover material cost	Y	\$3.50
3D Printing - 1.75mm Matte Colours PLA	Fee to cover material cost	Y	Calculated per print
3D Printing - 1.75mm Glow Colour PLA	Fee to cover material cost	Y	Calculated per print
3D Printing - 1.75mm Silk PLA	Fee to cover material cost	Y	Calculated per print
3D Printing - 1.75mm Carbon Fibre PLA	Fee to cover material cost	Y	Calculated per print
Badge Making (Minimum 5) - 44mm	Fee to cover material cost	Y	\$0.50 each
Badge Making (Minimum 5) - 24mm	Fee to cover material cost	Y	\$0.50 each
Cricut Vinyl (Matte Colour) - 12 x 12in	Fee to cover material cost	Y	\$4 per sheet
Cricut Infusible Ink - 12 x 12in	Fee to cover material cost	Y	\$12 per sheet
CriCut Iron On Vinyl - 12 x 24in	Fee to cover material cost	Y	\$0.50 per cm
CriCut Removable Vinyl - 30 x 122cm	Fee to cover material cost	Y	\$0.50 per cm
CriCut Smart Vinyl - 13 x 36in	Fee to cover material cost	Y	\$0.50 per cm
CriCut Vinyl (Holographic) - 12 x 24in	Fee to cover material cost	Y	\$0.50 per cm
CriCut Printable Vinyl - 8.5 x 11in	Fee to cover material cost	Y	\$4 per sheet
Watercolour Paper - 180gsm - A5	Fee to cover material cost	Y	\$0.50 per page
Watercolour Paper - 180gsm - A4	Fee to cover material cost	Y	\$1.00 per page
Watercolour Paper - 180gsm - A3	Fee to cover material cost	Y	\$1.50 per page
Watercolour Paper - 300gsm - A5	Fee to cover material cost	Y	\$0.50 per page
Watercolour Paper - 300gsm - A4	Fee to cover material cost	Y	\$1.50 per page
Watercolour Paper - 300gsm - A3	Fee to cover material cost	Y	\$2.00 per page
Air Dry Clay - 100gm	Fee to cover material cost	Y	\$1.50 per 100g
Canvas (Pad) - A3	Fee to cover material cost	Y	\$1.50
Canvas (Pad) - A4	Fee to cover material cost	Y	\$1.00
Art Diary - A6	Fee to cover material cost	Y	\$5.00 each
Art Diary - A4	Fee to cover material cost	Y	\$8.00 each

Marramarra Room Hire

Fee name	Fee description	GST	2024-25 Fee
Commercial/Ticketed	Fee to cover cost of providing service	Y	\$35.00 per hour
Commercial/Ticketed	Fee to cover cost of providing service	Y	\$250.00 per day
Community Group	Fee to cover cost of providing service	Y	\$35.00 per hour
Community Group	Fee to cover cost of providing service	Y	\$35.00 per day*

*Assessed on a case-by-case basis relative to the type of event – covering minimum cleaning. Room is not suitable for playgroup or fitness style bookings.

8. Water Fund Fees and Charges

Water Charges

Fee name	Fee description	GST	2024-25 Fee
Residential rate (all consumption) – per kl	Water consumption is charged to the consumer at a rate calculated to cover variable costs	N	\$2.10
Commercial Rate (all consumption) – per kl	Water consumption is charged to the consumer at a rate calculated to cover variable costs	N	\$2.10
Trundle School (Raw Water)	Water consumption is charged to the consumer at a rate calculated to cover variable costs	N	\$1.60
Northparkes Mine	Water consumption is charged to the consumer at a rate calculated to cover variable costs	N	\$1.30
Lachlan Shire Council	Water consumption is charged to the consumer at a rate calculated to cover costs including purchase price	N	\$2.00
Raw Water (Rural) – per kl	Water consumption is charged to the consumer at a rate calculated to cover variable costs	N	\$1.60

Availability Charges

Fee name	Fee description	GST	2024-25 Fee
20 mm	Calculated to cover the fixed costs associated with the operation of the Water Fund and Infrastructure replacement programs	N	\$304.50
25 mm	Calculated to cover the fixed costs associated with the operation of the Water Fund and Infrastructure replacement programs	N	\$472.50
32 mm	Calculated to cover the fixed costs associated with the operation of the Water Fund and Infrastructure replacement programs	N	\$787.50
40 mm	Calculated to cover the fixed costs associated with the operation of the Water Fund and Infrastructure replacement programs	N	\$1,228.50
50 mm	Calculated to cover the fixed costs associated with the operation of the Water Fund and Infrastructure replacement programs	N	\$1,921.50
80 mm	Calculated to cover the fixed costs associated with the operation of the Water Fund and Infrastructure replacement programs	N	\$4,898.30
100 mm	Calculated to cover the fixed costs associated with the operation of the Water Fund and Infrastructure replacement programs	N	\$7,659.80
Non-Residential - Northparkes Mines	Calculated to cover the fixed costs associated with the operation of the Water Fund and Infrastructure replacement programs	N	\$4,095,000.00
Imperial	Calculated to cover the fixed costs associated with the operation of the Water Fund and Infrastructure replacement programs	N	\$304.50
Unmetered – Vacant and Strata Title Units	Calculated to cover the fixed costs associated with the operation of the Water Fund and Infrastructure replacement programs	N	\$304.50

Fee name	Fee description	GST	2024-25 Fee
Unmetered – CBD	Calculated to cover the fixed costs associated with the operation of the Water Fund and Infrastructure replacement programs	N	\$1,055.30
Unmetered – NR	Calculated to cover the fixed costs associated with the operation of the Water Fund and Infrastructure replacement programs	N	\$304.50
Water Service Units/Flats	Calculated to cover the fixed costs associated with the operation of the Water Fund and Infrastructure replacement programs	N	\$304.50

Standpipe Sales

Fee name	Fee description	GST	2024-25 Fee
Per kilolitre	Charge to cover the cost of water treatment and costs to effect supply from a nearby hydrant	N	\$5.30

Water Developer Charges

Fee name	Fee description	GST	2024-25 Fee
Per Equivalent Tenement	Contribution required from Developers in accordance with the Water Developer charge Contribution Policy	N	\$14,605.50

Meter Connection Fee

Fee name	Fee description	GST	2024-25 Fee
Meter Connection Fee	Fee to cover the cost of service	N	\$30.00
Meter Connection Fee If service pre-connected	Fee to cover the cost of service	N	\$178.50
Meter Dis-connection Fee	Fee to cover the cost of service	N	\$178.50
Security Deposit for Demolition Fee*	Fee to cover the cost of service	N	\$1,181.30

Meter Tests

Fee name	Fee description	GST	2024-25 Fee
20mm Shire Area	Fee to cover the cost of carrying out testing of water meters	N	Actual Cost plus Postage
20mm+ other Local Government areas and special requirements	Fee to cover the cost of carrying out testing of water meters	N	Actual Cost plus Postage

Meter Readings

Fee name	Fee description	GST	2024-25 Fee
Water meter reading fee including meter re-reads	Fee to cover the cost of reading a water meter at the request of the consumer or other parties	N	\$58.00
Administration fee if Certificate required within 48 hours	Fee to cover the cost of reading a water meter at the request of the consumer or other parties	N	\$58.00

External Fire Hydrant Testing – Administration Fee

Fee name	Fee description	GST	2024-25 Fee
Annual Certification – per building	Fee to cover the cost of providing an annual certification for essential services compliance	Y	\$252.00

Pressure/Flow Test and Report for Fire

Fee name	Fee description	GST	2024-25 Fee
Fee	Fee to cover the cost of completing test	Y	\$200.00

Backflow Device Testing

Fee name	Fee description	GST	2024-25 Fee
Per device	Fee to cover the cost of completing testing	Y	\$142.00 + parts

Water Restrictor Fee

Fee name	Fee description	GST	2024-25 Fee
Connection of Water Restrictor	Fee to cover the cost of connecting a water restrictor	Y	\$175.00
Disconnection of Water Restrictor	Fee to cover the cost of disconnecting a water restrictor	Y	\$175.00

9. Sewer Fund Fees and Charges

Residential Sewer Access Charges

Fee name	Fee description	GST	2024-25 Fee
BR = SDF X ((AC20 + CR) x UC)			
BR = annual residential sewerage bill	Calculated to cover the fixed costs associated with the operation of the Sewer Fund and Infrastructure replacement programs	N	\$775.00
SDF = sewer discharge factor	Calculated to cover the fixed costs associated with the operation of the Sewer Fund and Infrastructure replacement programs	N	\$1.20
AC20 = annual residential sewerage access charge (20mm connection)	Calculated to cover the fixed costs associated with the operation of the Sewer Fund and Infrastructure replacement programs	N	\$436.00
Unmetered business*		N	\$1,077.00
CR = average annual residential water consumption – 222kl			
UC = sewer usage charge	UC is applied to the water consumed by a property assessed to be discharged into the sewer system. Fee covers the estimated treatment cost of wastewater	N	\$2.40

Sewer Access Charges

Fee name	Fee description	GST	2024-25 Fee
Residential	Calculated to cover the fixed costs associated with the operation of the Sewer Fund and Infrastructure replacement programs	N	\$775.00
Residential Unit/Flat	Calculated to cover the fixed costs associated with the operation of the Sewer Fund and Infrastructure replacement programs	N	\$775.00
Trundle/Tullamore Sewerage Charge	Calculated to cover the fixed costs associated with the operation of the Sewer Fund and Infrastructure replacement programs	N	\$775.00
Trundle/Tullamore Sewerage Charge – Vacant Land	Calculated to cover the fixed costs associated with the operation of the Sewer Fund and Infrastructure replacement programs	N	\$436.00
Churches	Calculated to cover the fixed costs associated with the operation of the Sewer Fund and Infrastructure replacement programs	N	\$387.50
Residential Multiples Sewer x no flats x 100% of residential rate	Calculated to cover the fixed costs associated with the operation of the Sewer Fund and Infrastructure replacement programs	N	\$775.00

Non-Residential Sewer Access Charges

Fee name	Fee description	GST	2024-25 Fee
20mm	Calculated to cover the fixed costs associated with the operation of the Sewer Fund and Infrastructure replacement programs	N	\$436.00
25mm	Calculated to cover the fixed costs associated with operation of Sewer Fund & Infrastructure replacement programs	N	\$684.00
32mm	Calculated to cover the fixed costs associated with the operation of the Sewer Fund and Infrastructure replacement programs	N	\$1,113.00
40mm	Calculated to cover the fixed costs associated with the operation of the Sewer Fund and Infrastructure replacement programs	N	\$1,749.00
50mm	Calculated to cover the fixed costs associated with the operation of the Sewer Fund and Infrastructure replacement programs	N	\$2,729.00
80mm	Calculated to cover the fixed costs associated with the operation of the Sewer Fund and Infrastructure replacement programs	N	\$6,982.00
100mm	Calculated to cover the fixed costs associated with the operation of the Sewer Fund and Infrastructure replacement programs	N	\$10,909.00
Minimum annual non-residential sewerage charge	Calculated to cover the fixed costs associated with the operation of the Sewer Fund and Infrastructure replacement programs	N	\$775.00
UC = sewer usage charge	UC is applied to the water consumed by a property assessed to be discharged into the sewer system. Fee covers the estimated treatment cost of wastewater	N	\$2.40

Sewer Developer Charges

Fee name	Fee description	GST	2024-25 Fee
Per Equivalent Tenement	Contribution required from Developers in accordance with the Sewerage Developer charge Contribution Policy	N	\$5,715.00

Sewer Connection Application Fee

Fee name	Fee description	GST	2024-25 Fee
Fee	Fee to cover the cost of connecting a water meter	N	\$30.00

Trade Waste Service Fee – Section 501

Fee name	Fee description	GST	2024-25 Fee
Category 1 and 2 – Annual Trade Waste Fee	Fee to cover the administration of Trade Waste agreement	N	\$303.00
Category 3 – Annual Trade Waste Fee	Fee to cover the administration of Trade Waste agreement	N	\$1,071.00

Trade Waste Usage Charge

Fee name	Fee description	GST	2024-25 Fee
Based on percentage of Water Consumption deemed discharged into the sewer system KI	Rate is applied to the water consumed by property assessed to be discharged into the sewer system. Fee covers the estimated treatment cost of the liquid trade waste. Fee is to cover re-inspection of non-compliant issues detected at initial inspection	N	\$2.90
Where no onsite pre-treatment occurs per KI	Rate is applied to the water consumed by property assessed to be discharged into the sewer system. Fee covers the estimated treatment cost of the liquid trade waste. Fee is to cover re-inspection of non-compliant issues detected at initial inspection	N	\$21.20

Trade Waste Re-inspection Fee

Fee name	Fee description	GST	2024-25 Fee
Fee per re-inspection required	Rate is applied to the water consumed by property assessed to be discharged into the sewer system. Fee covers the estimated treatment cost of the liquid trade waste. Fee is to cover re-inspection of non-compliant issues detected at initial inspection	N	\$126.50





Parke Shire Council
strives to deliver
progress and value
to our community



